



Modèle disponible fabriqué par Précision M.V. inc (Produit entièrement fabriqué au Canada)

PRÉCISION 1-1/4" TUBE

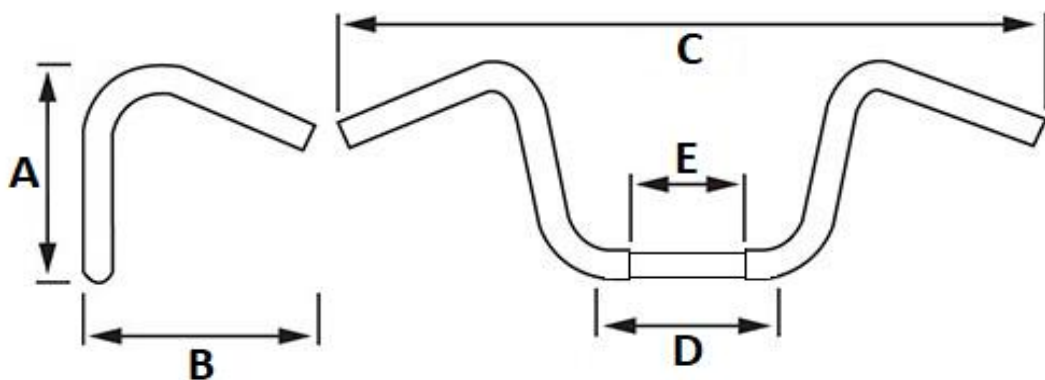
14" de haut



12" de haut>>>>



16" de haut>>>

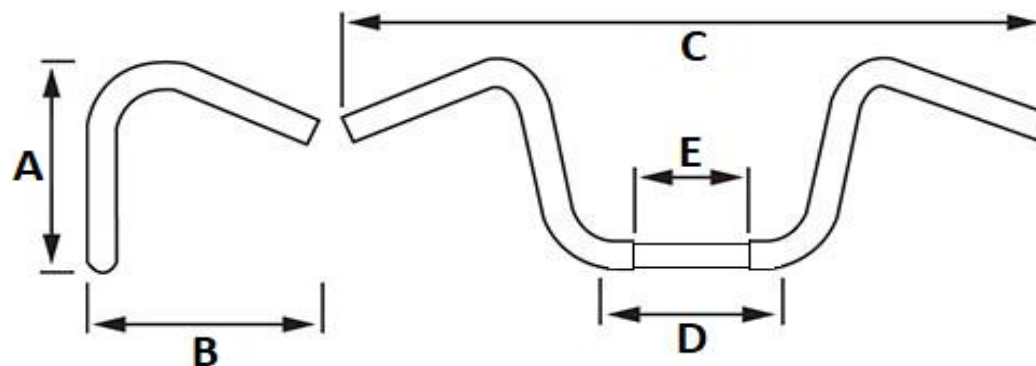


1-1/4" TUBE PRÉCISION

ANNÉE

2000

MODÈLE DE MOTO	TUBE	RISER	EMB.	A	B	C	D	E	REVETEMENT	DÉTAIL	NO.ARTICLE
XLH883S/XLH883H/XLH1200/ XL1200S/XL1200C/XLH883C/FXDL/ FXDS/ FXD/ FXDX/ FLSTC/FLSTF/FXSTD	1-1/4"	1"	N/A	12"	6-1/2"	34"	11-1/2"	5-1/2"	POWDERCOAT	550 \$	PP1141211-001
	1-1/4"	1"	N/A	12"	6-1/2"	34"	11-1/2"	5-1/2"	CHROME	590 \$	PC1141211-001
	1-1/4"	1"	N/A	14"	6-1/2"	34"	11-1/2"	5-1/2"	POWDERCOAT	550 \$	PP1141411-001
	1-1/4"	1"	N/A	14"	6-1/2"	34"	11-1/2"	5-1/2"	CHROME	590 \$	PC1141411-001
	1-1/4"	1"	N/A	16"	6-1/2"	34"	11-1/2"	5-1/2"	POWDERCOAT	550 \$	PP1141611-001
	1-1/4"	1"	N/A	16"	6-1/2"	34"	11-1/2"	5-1/2"	CHROME	590 \$	PC1141611-001
FLHR/FLHRI/FLHRCI/FLHRSEI/ FXWDG/FXST/ FLSTB/FLTR/FLTRI	1-1/4"	1"	N/A	12"	6-1/2"	35-1/2"	13"	5-1/2"	POWDERCOAT	550 \$	PP1141213-001
	1-1/4"	1"	N/A	12"	6-1/2"	35-1/2"	13"	5-1/2"	CHROME	590 \$	PC1141213-001
	1-1/4"	1"	N/A	14"	6-1/2"	35-1/2"	13"	5-1/2"	POWDERCOAT	550 \$	PP1141413-001
	1-1/4"	1"	N/A	14"	6-1/2"	35-1/2"	13"	5-1/2"	CHROME	590 \$	PC1141413-001
	1-1/4"	1"	N/A	16"	6-1/2"	35-1/2"	13"	5-1/2"	POWDERCOAT	550 \$	PP1141613-001
	1-1/4"	1"	N/A	16"	6-1/2"	35-1/2"	13"	5-1/2"	CHROME	590 \$	PC1141613-001
FLHT/FLHTC/FLHTCUI/FLHTCI	1-1/4"	1"	N/A	10"	6-1/2"	36-1/2"	17"	5-1/2"	POWDERCOAT	550 \$	PP11410FL-001
	1-1/4"	1"	N/A	10"	6-1/2"	36-1/2"	17"	5-1/2"	CHROME	590 \$	PC11410FL-001
	1-1/4"	1"	N/A	12"	6-1/2"	36-1/2"	17"	5-1/2"	POWDERCOAT	550 \$	PP11412FL-001
	1-1/4"	1"	N/A	12"	6-1/2"	36-1/2"	17"	5-1/2"	CHROME	590 \$	PC11412FL-001
	1-1/4"	1"	N/A	14"	6-1/2"	36-1/2"	17"	5-1/2"	POWDERCOAT	550 \$	PP11414FL-001
	1-1/4"	1"	N/A	14"	6-1/2"	36-1/2"	17"	5-1/2"	CHROME	590 \$	PC11414FL-001



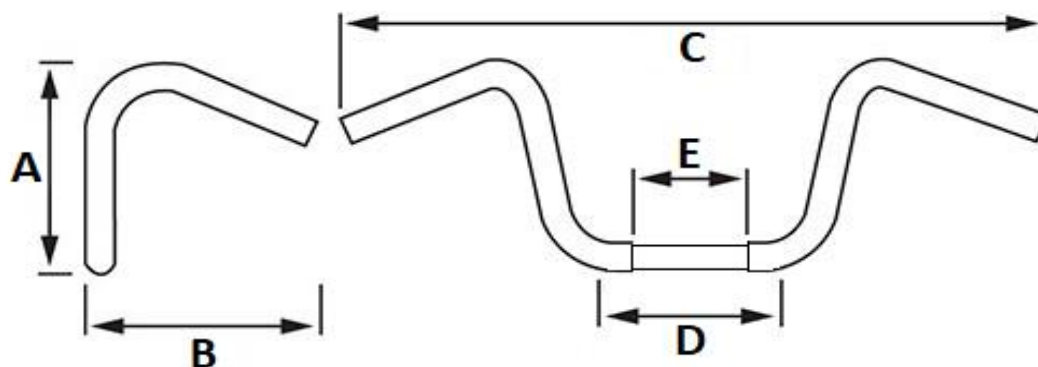
1-1/4" TUBE

PRÉCISION

ANNÉE

2001

MODÈLE DE MOTO	TUBE	RISER	EMB.	A	B	C	D	E	REVETEMENT	DÉTAIL	NO.ARTICLE
XLH883/XLH1200/XLH883H/ XL1200C/XL1200S/XLH883C/FXDL/ FXD/FXD _X /FXDXT/FXDP/FLSTC/ FLSTF/FXSTD	1-1/4"	1"	N/A	12"	6-1/2"	34"	11-1/2"	5-1/2"	POWDERCOAT	550 \$	PP1141211-001
	1-1/4"	1"	N/A	12"	6-1/2"	34"	11-1/2"	5-1/2"	CHROME	590 \$	PC1141211-001
	1-1/4"	1"	N/A	14"	6-1/2"	34"	11-1/2"	5-1/2"	POWDERCOAT	550 \$	PP1141411-001
	1-1/4"	1"	N/A	14"	6-1/2"	34"	11-1/2"	5-1/2"	CHROME	590 \$	PC1141411-001
	1-1/4"	1"	N/A	16"	6-1/2"	34"	11-1/2"	5-1/2"	POWDERCOAT	550 \$	PP1141611-001
	1-1/4"	1"	N/A	16"	6-1/2"	34"	11-1/2"	5-1/2"	CHROME	590 \$	PC1141611-001
FLHR/FLHRCI/FLTR/FLTRSE/ FXDWG/FXST/FXTB	1-1/4"	1"	N/A	12"	6-1/2"	35-1/2"	13"	5-1/2"	POWDERCOAT	550 \$	PP1141213-001
	1-1/4"	1"	N/A	12"	6-1/2"	35-1/2"	13"	5-1/2"	CHROME	590 \$	PC1141213-001
	1-1/4"	1"	N/A	14"	6-1/2"	35-1/2"	13"	5-1/2"	POWDERCOAT	550 \$	PP1141413-001
	1-1/4"	1"	N/A	14"	6-1/2"	35-1/2"	13"	5-1/2"	CHROME	590 \$	PC1141413-001
	1-1/4"	1"	N/A	16"	6-1/2"	35-1/2"	13"	5-1/2"	POWDERCOAT	550 \$	PP1141613-001
	1-1/4"	1"	N/A	16"	6-1/2"	35-1/2"	13"	5-1/2"	CHROME	590 \$	PC1141613-001
FLHT/FLHTC/FLHTCUI/FLHTCI	1-1/4"	1"	N/A	10"	6-1/2"	36-1/2"	17"	5-1/2"	POWDERCOAT	550 \$	PP11410FL-001
	1-1/4"	1"	N/A	10"	6-1/2"	36-1/2"	17"	5-1/2"	CHROME	590 \$	PC11410FL-001
	1-1/4"	1"	N/A	12"	6-1/2"	36-1/2"	17"	5-1/2"	POWDERCOAT	550 \$	PP11412FL-001
	1-1/4"	1"	N/A	12"	6-1/2"	36-1/2"	17"	5-1/2"	CHROME	590 \$	PC11412FL-001
	1-1/4"	1"	N/A	14"	6-1/2"	36-1/2"	17"	5-1/2"	POWDERCOAT	550 \$	PP11414FL-001
	1-1/4"	1"	N/A	14"	6-1/2"	36-1/2"	17"	5-1/2"	CHROME	590 \$	PC11414FL-001

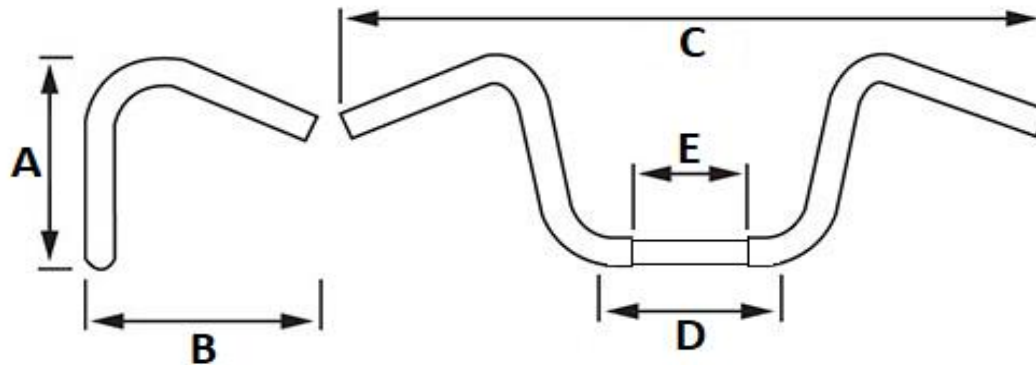


1-1/4" TUBE PRÉCISION

ANNÉE

2002

MODÈLE DE MOTO	TUBE	RISER	EMB.	A	B	C	D	E	REVETEMENT	DÉTAIL	NO.ARTICLE
XL883C/XLH883/XL883/XL883R/ XLH1200/XLHS1200/XLHC1200/ FXDL/FXDX/FXD/FXDXT/FXDP/ FLSTC/ FLSTF/FXSTD	1-1/4"	1"	N/A	12"	6-1/2"	34"	11-1/2"	5-1/2"	POWDERCOAT	550 \$	PP1141211-001
	1-1/4"	1"	N/A	12"	6-1/2"	34"	11-1/2"	5-1/2"	CHROME	590 \$	PC1141211-001
	1-1/4"	1"	N/A	14"	6-1/2"	34"	11-1/2"	5-1/2"	POWDERCOAT	550 \$	PP1141411-001
	1-1/4"	1"	N/A	14"	6-1/2"	34"	11-1/2"	5-1/2"	CHROME	590 \$	PC1141411-001
	1-1/4"	1"	N/A	16"	6-1/2"	34"	11-1/2"	5-1/2"	POWDERCOAT	550 \$	PP1141611-001
	1-1/4"	1"	N/A	16"	6-1/2"	34"	11-1/2"	5-1/2"	CHROME	590 \$	PC1141611-001
FLHR/FLHRCI/FLTR/FXDWG/ FXST/ FXSTB	1-1/4"	1"	N/A	12"	6-1/2"	35-1/2"	13"	5-1/2"	POWDERCOAT	550 \$	PP1141213-001
	1-1/4"	1"	N/A	12"	6-1/2"	35-1/2"	13"	5-1/2"	CHROME	590 \$	PC1141213-001
	1-1/4"	1"	N/A	14"	6-1/2"	35-1/2"	13"	5-1/2"	POWDERCOAT	550 \$	PP1141413-001
	1-1/4"	1"	N/A	14"	6-1/2"	35-1/2"	13"	5-1/2"	CHROME	590 \$	PC1141413-001
	1-1/4"	1"	N/A	16"	6-1/2"	35-1/2"	13"	5-1/2"	POWDERCOAT	550 \$	PP1141613-001
	1-1/4"	1"	N/A	16"	6-1/2"	35-1/2"	13"	5-1/2"	CHROME	590 \$	PC1141613-001
FLHT/FLHTC/FLHTCUI/FLHTCI	1-1/4"	1"	N/A	10"	6-1/2"	36-1/2"	17"	5-1/2"	POWDERCOAT	550 \$	PP11410FL-001
	1-1/4"	1"	N/A	10"	6-1/2"	36-1/2"	17"	5-1/2"	CHROME	590 \$	PC11410FL-001
	1-1/4"	1"	N/A	12"	6-1/2"	36-1/2"	17"	5-1/2"	POWDERCOAT	550 \$	PP11412FL-001
	1-1/4"	1"	N/A	12"	6-1/2"	36-1/2"	17"	5-1/2"	CHROME	590 \$	PC11412FL-001
	1-1/4"	1"	N/A	14"	6-1/2"	36-1/2"	17"	5-1/2"	POWDERCOAT	550 \$	PP11414FL-001
	1-1/4"	1"	N/A	14"	6-1/2"	36-1/2"	17"	5-1/2"	CHROME	590 \$	PC11414FL-001
FLHRSEI CVO	1-1/4"	1-1/4"	N/A	12"	6-1/2"	35-1/2"	13"	N/A	POWDERCOAT	550 \$	PP1141213-114
	1-1/4"	1-1/4"	N/A	12"	6-1/2"	35-1/2"	13"	N/A	CHROME	590 \$	PC1141213-114
	1-1/4"	1-1/4"	N/A	14"	6-1/2"	35-1/2"	13"	N/A	POWDERCOAT	550 \$	PP1141413-114
	1-1/4"	1-1/4"	N/A	14"	6-1/2"	35-1/2"	13"	N/A	CHROME	590 \$	PC1141413-114
	1-1/4"	1-1/4"	N/A	16"	6-1/2"	35-1/2"	13"	N/A	POWDERCOAT	550 \$	PP1141613-114
	1-1/4"	1-1/4"	N/A	16"	6-1/2"	35-1/2"	13"	N/A	CHROME	590 \$	PC1141613-114

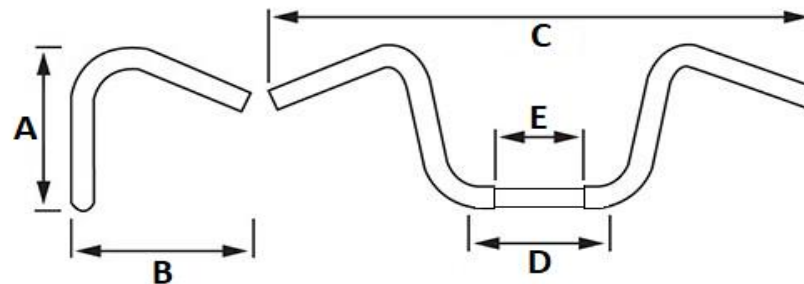


1-1/4" TUBE PRÉCISION

ANNÉE

2003

MODÈLE DE MOTO	TUBE	RISER	EMB.	A	B	C	D	E	REVETEMENT	DÉTAIL	NO.ARTICLE
XLH883/XL883/XLH1200/XL1200/ XL1200C/XL883C/XL883R/FXDL/ FXDX/FXD/FXDXT/FXDP/FLSTC/ FLSTF/FXSTD	1-1/4"	1"	N/A	12"	6-1/2"	34"	11-1/2"	5-1/2"	POWDERCOAT	550 \$	PP1141211-001
	1-1/4"	1"	N/A	12"	6-1/2"	34"	11-1/2"	5-1/2"	CHROME	590 \$	PC1141211-001
	1-1/4"	1"	N/A	14"	6-1/2"	34"	11-1/2"	5-1/2"	POWDERCOAT	550 \$	PP1141411-001
	1-1/4"	1"	N/A	14"	6-1/2"	34"	11-1/2"	5-1/2"	CHROME	590 \$	PC1141411-001
	1-1/4"	1"	N/A	16"	6-1/2"	34"	11-1/2"	5-1/2"	POWDERCOAT	550 \$	PP1141611-001
	1-1/4"	1"	N/A	16"	6-1/2"	34"	11-1/2"	5-1/2"	CHROME	590 \$	PC1141611-001
FLHP/FLHPE/FLHR/FLHRC/ FXDWG/FXST/FXSTB	1-1/4"	1"	N/A	12"	6-1/2"	35-1/2"	13"	5-1/2"	POWDERCOAT	550 \$	PP1141213-001
	1-1/4"	1"	N/A	12"	6-1/2"	35-1/2"	13"	5-1/2"	CHROME	590 \$	PC1141213-001
	1-1/4"	1"	N/A	14"	6-1/2"	35-1/2"	13"	5-1/2"	POWDERCOAT	550 \$	PP1141413-001
	1-1/4"	1"	N/A	14"	6-1/2"	35-1/2"	13"	5-1/2"	CHROME	590 \$	PC1141413-001
	1-1/4"	1"	N/A	16"	6-1/2"	35-1/2"	13"	5-1/2"	POWDERCOAT	550 \$	PP1141613-001
	1-1/4"	1"	N/A	16"	6-1/2"	35-1/2"	13"	5-1/2"	CHROME	590 \$	PC1141613-001
FLHT/FLHTPI/FLHTC/FLHTCUI	1-1/4"	1"	N/A	10"	6-1/2"	36-1/2"	17"	5-1/2"	POWDERCOAT	550 \$	PP11410FL-001
	1-1/4"	1"	N/A	10"	6-1/2"	36-1/2"	17"	5-1/2"	CHROME	590 \$	PC11410FL-001
	1-1/4"	1"	N/A	12"	6-1/2"	36-1/2"	17"	5-1/2"	POWDERCOAT	550 \$	PP11412FL-001
	1-1/4"	1"	N/A	12"	6-1/2"	36-1/2"	17"	5-1/2"	CHROME	590 \$	PC11412FL-001
	1-1/4"	1"	N/A	14"	6-1/2"	36-1/2"	17"	5-1/2"	POWDERCOAT	550 \$	PP11414FL-001
	1-1/4"	1"	N/A	14"	6-1/2"	36-1/2"	17"	5-1/2"	CHROME	590 \$	PC11414FL-001
FXSTDSE CVO	1-1/4"	1-1/4"	N/A	12"	6-1/2"	34"	11-1/2"	N/A	POWDERCOAT	550 \$	PP1141211-114
	1-1/4"	1-1/4"	N/A	12"	6-1/2"	34"	11-1/2"	N/A	CHROME	590 \$	PC1141211-114
	1-1/4"	1-1/4"	N/A	14"	6-1/2"	34"	11-1/2"	N/A	POWDERCOAT	550 \$	PP1141411-114
	1-1/4"	1-1/4"	N/A	14"	6-1/2"	34"	11-1/2"	N/A	CHROME	590 \$	PC1141411-114
	1-1/4"	1-1/4"	N/A	16"	6-1/2"	34"	11-1/2"	N/A	POWDERCOAT	550 \$	PP1141611-114
	1-1/4"	1-1/4"	N/A	16"	6-1/2"	34"	11-1/2"	N/A	CHROME	590 \$	PC1141611-114
FLHRSEI CVO	1-1/4"	1-1/4"	N/A	12"	6-1/2"	35-1/2"	13"	N/A	POWDERCOAT	550 \$	PP1141213-114
	1-1/4"	1-1/4"	N/A	12"	6-1/2"	35-1/2"	13"	N/A	CHROME	590 \$	PC1141213-114
	1-1/4"	1-1/4"	N/A	14"	6-1/2"	35-1/2"	13"	N/A	POWDERCOAT	550 \$	PP1141413-114
	1-1/4"	1-1/4"	N/A	14"	6-1/2"	35-1/2"	13"	N/A	CHROME	590 \$	PC1141413-114
	1-1/4"	1-1/4"	N/A	16"	6-1/2"	35-1/2"	13"	N/A	POWDERCOAT	550 \$	PP1141613-114
	1-1/4"	1-1/4"	N/A	16"	6-1/2"	35-1/2"	13"	N/A	CHROME	590 \$	PC1141613-114

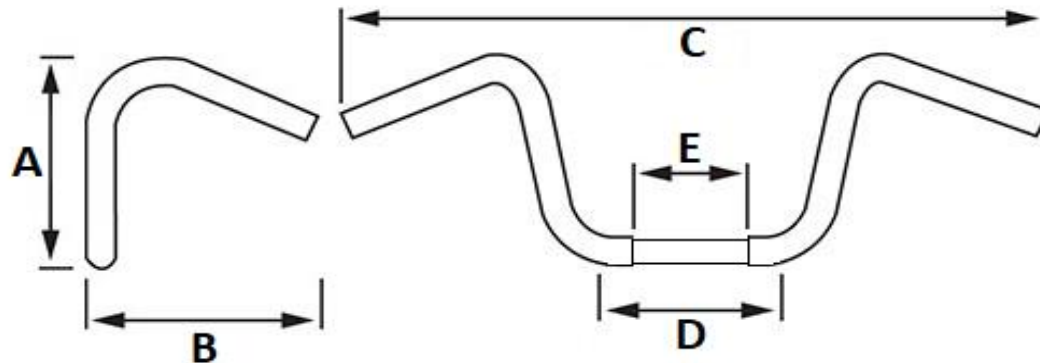


1-1/4" TUBE PRÉCISION

ANNÉE

2004

MODÈLE DE MOTO	TUBE	RISER	EMB.	A	B	C	D	E	REVETEMENT	DÉTAIL	NO.ARTICLE
XL883/XL1200C/XL883C/XL1200R/ FXDL/FXD/FXDX/FLSTC/FLSTF/ FXSTD/FLST	1-1/4"	1"	N/A	12"	6-1/2"	34"	11-1/2"	5-1/2"	POWDERCOAT	550 \$	PP1141211-001
	1-1/4"	1"	N/A	12"	6-1/2"	34"	11-1/2"	5-1/2"	CHROME	590 \$	PC1141211-001
	1-1/4"	1"	N/A	14"	6-1/2"	34"	11-1/2"	5-1/2"	POWDERCOAT	550 \$	PP1141411-001
	1-1/4"	1"	N/A	14"	6-1/2"	34"	11-1/2"	5-1/2"	CHROME	590 \$	PC1141411-001
	1-1/4"	1"	N/A	16"	6-1/2"	34"	11-1/2"	5-1/2"	POWDERCOAT	550 \$	PP1141611-001
	1-1/4"	1"	N/A	16"	6-1/2"	34"	11-1/2"	5-1/2"	CHROME	590 \$	PC1141611-001
FLHR/FLHRCI/FLHRS/FLTR/ FXDWG/FXST/FXSTB	1-1/4"	1"	N/A	12"	6-1/2"	35-1/2"	13"	5-1/2"	POWDERCOAT	550 \$	PP1141213-001
	1-1/4"	1"	N/A	12"	6-1/2"	35-1/2"	13"	5-1/2"	CHROME	590 \$	PC1141213-001
	1-1/4"	1"	N/A	14"	6-1/2"	35-1/2"	13"	5-1/2"	POWDERCOAT	550 \$	PP1141413-001
	1-1/4"	1"	N/A	14"	6-1/2"	35-1/2"	13"	5-1/2"	CHROME	590 \$	PC1141413-001
	1-1/4"	1"	N/A	16"	6-1/2"	35-1/2"	13"	5-1/2"	POWDERCOAT	550 \$	PP1141613-001
	1-1/4"	1"	N/A	16"	6-1/2"	35-1/2"	13"	5-1/2"	CHROME	590 \$	PC1141613-001
FLHT/FLHTC/FLHTCUI/FLHTCSE CVO	1-1/4"	1"	N/A	10"	6-1/2"	36-1/2"	17"	5-1/2"	POWDERCOAT	550 \$	PP11410FL-001
	1-1/4"	1"	N/A	10"	6-1/2"	36-1/2"	17"	5-1/2"	CHROME	590 \$	PC11410FL-001
	1-1/4"	1"	N/A	12"	6-1/2"	36-1/2"	17"	5-1/2"	POWDERCOAT	550 \$	PP11412FL-001
	1-1/4"	1"	N/A	12"	6-1/2"	36-1/2"	17"	5-1/2"	CHROME	590 \$	PC11412FL-001
	1-1/4"	1"	N/A	14"	6-1/2"	36-1/2"	17"	5-1/2"	POWDERCOAT	550 \$	PP11414FL-001
	1-1/4"	1"	N/A	14"	6-1/2"	36-1/2"	17"	5-1/2"	CHROME	590 \$	PC11414FL-001
FXSTDR CVO	1-1/4"	1-1/4"	N/A	12"	6-1/2"	34"	11-1/2"	N/A	POWDERCOAT	550 \$	PP1141211-114
	1-1/4"	1-1/4"	N/A	12"	6-1/2"	34"	11-1/2"	N/A	CHROME	590 \$	PC1141211-114
	1-1/4"	1-1/4"	N/A	14"	6-1/2"	34"	11-1/2"	N/A	POWDERCOAT	550 \$	PP1141411-114
	1-1/4"	1-1/4"	N/A	14"	6-1/2"	34"	11-1/2"	N/A	CHROME	590 \$	PC1141411-114
	1-1/4"	1-1/4"	N/A	16"	6-1/2"	34"	11-1/2"	N/A	POWDERCOAT	550 \$	PP1141611-114
	1-1/4"	1-1/4"	N/A	16"	6-1/2"	34"	11-1/2"	N/A	CHROME	590 \$	PC1141611-114

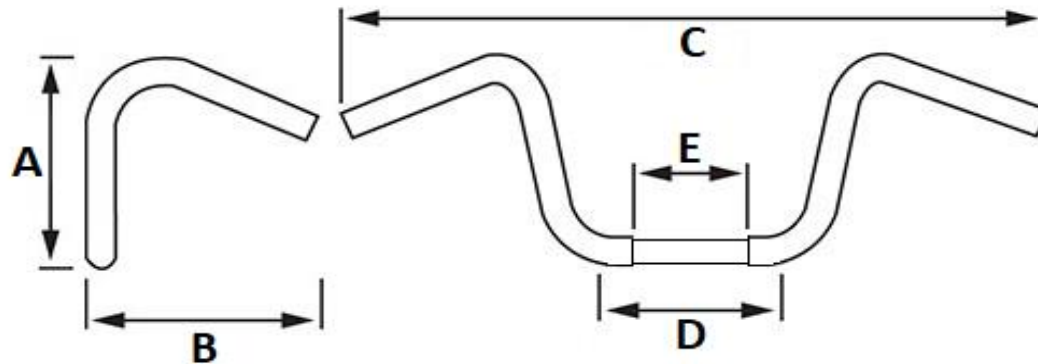


1-1/4" TUBE PRÉCISION

ANNÉE

2005

MODÈLE DE MOTO	TUBE	RISER	EMB.	A	B	C	D	E	REVETEMENT	DÉTAIL	NO.ARTICLE
XL883/XL883L/XL883C/XL883R/ XL1200R/XL1200C/FXDL/FXDX/ FXD/FXDC/FLSTC/FLSTF/FXSTD/ FLSTN	1-1/4"	1"	N/A	12"	6-1/2"	34"	11-1/2"	5-1/2"	POWDERCOAT	550 \$	PP1141211-001
	1-1/4"	1"	N/A	12"	6-1/2"	34"	11-1/2"	5-1/2"	CHROME	590 \$	PC1141211-001
	1-1/4"	1"	N/A	14"	6-1/2"	34"	11-1/2"	5-1/2"	POWDERCOAT	550 \$	PP1141411-001
	1-1/4"	1"	N/A	14"	6-1/2"	34"	11-1/2"	5-1/2"	CHROME	590 \$	PC1141411-001
	1-1/4"	1"	N/A	16"	6-1/2"	34"	11-1/2"	5-1/2"	POWDERCOAT	550 \$	PP1141611-001
	1-1/4"	1"	N/A	16"	6-1/2"	34"	11-1/2"	5-1/2"	CHROME	590 \$	PC1141611-001
FLHR/FLHRS/FLHRCI/FXDWG/ FXST/FXSTB	1-1/4"	1"	N/A	12"	6-1/2"	35-1/2"	13"	5-1/2"	POWDERCOAT	550 \$	PP1141213-001
	1-1/4"	1"	N/A	12"	6-1/2"	35-1/2"	13"	5-1/2"	CHROME	590 \$	PC1141213-001
	1-1/4"	1"	N/A	14"	6-1/2"	35-1/2"	13"	5-1/2"	POWDERCOAT	550 \$	PP1141413-001
	1-1/4"	1"	N/A	14"	6-1/2"	35-1/2"	13"	5-1/2"	CHROME	590 \$	PC1141413-001
	1-1/4"	1"	N/A	16"	6-1/2"	35-1/2"	13"	5-1/2"	POWDERCOAT	550 \$	PP1141613-001
	1-1/4"	1"	N/A	16"	6-1/2"	35-1/2"	13"	5-1/2"	CHROME	590 \$	PC1141613-001
FLHT/FLHTC/FLHTCUI/ FLHTCSE CVO	1-1/4"	1"	N/A	10"	6-1/2"	36-1/2"	17"	5-1/2"	POWDERCOAT	550 \$	PP11410FL-001
	1-1/4"	1"	N/A	10"	6-1/2"	36-1/2"	17"	5-1/2"	CHROME	590 \$	PC11410FL-001
	1-1/4"	1"	N/A	12"	6-1/2"	36-1/2"	17"	5-1/2"	POWDERCOAT	550 \$	PP11412FL-001
	1-1/4"	1"	N/A	12"	6-1/2"	36-1/2"	17"	5-1/2"	CHROME	590 \$	PC11412FL-001
	1-1/4"	1"	N/A	14"	6-1/2"	36-1/2"	17"	5-1/2"	POWDERCOAT	550 \$	PP11414FL-001
	1-1/4"	1"	N/A	14"	6-1/2"	36-1/2"	17"	5-1/2"	CHROME	590 \$	PC11414FL-001
FLSTFSE CVO	1-1/4"	1-1/4"	N/A	12"	6-1/2"	34"	11-1/2"	N/A	POWDERCOAT	550 \$	PP1141211-114
	1-1/4"	1-1/4"	N/A	12"	6-1/2"	34"	11-1/2"	N/A	CHROME	590 \$	PC1141211-114
	1-1/4"	1-1/4"	N/A	14"	6-1/2"	34"	11-1/2"	N/A	POWDERCOAT	550 \$	PP1141411-114
	1-1/4"	1-1/4"	N/A	14"	6-1/2"	34"	11-1/2"	N/A	CHROME	590 \$	PC1141411-114
	1-1/4"	1-1/4"	N/A	16"	6-1/2"	34"	11-1/2"	N/A	POWDERCOAT	550 \$	PP1141611-114
	1-1/4"	1-1/4"	N/A	16"	6-1/2"	34"	11-1/2"	N/A	CHROME	590 \$	PC1141611-114



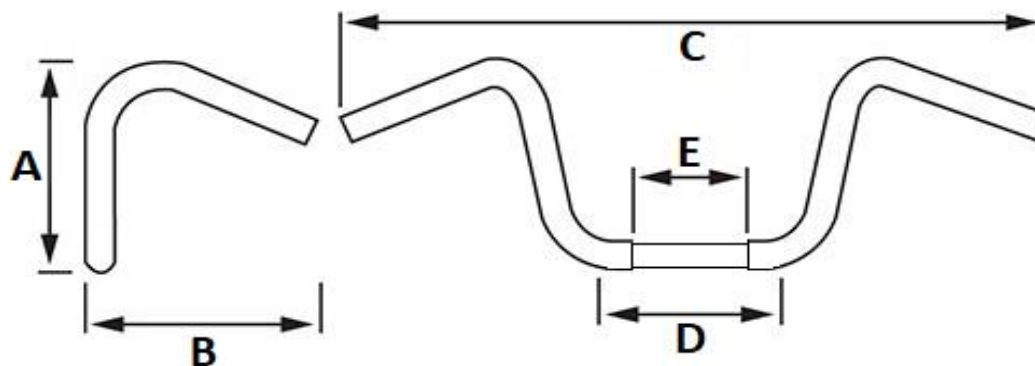
1-1/4" TUBE

PRÉCISION

ANNÉE

2006

MODÈLE DE MOTO	TUBE	RISER	EMB.	A	B	C	D	E	REVETEMENT	DÉTAIL	NO.ARTICLE
XL883/XL883L/XL883C/XL1200C/ XL883R/XL1200R/FDX35/FXDI/ FXDCI/FXDDBI/FLSTC/FLSTF/ FXSTD/FLSTN/FLST/FXDLI/ FXDWGI	1-1/4"	1"	N/A	12"	6-1/2"	34"	11-1/2"	5-1/2"	POWDERCOAT	550 \$	PP1141211-001
	1-1/4"	1"	N/A	12"	6-1/2"	34"	11-1/2"	5-1/2"	CHROME	590 \$	PC1141211-001
	1-1/4"	1"	N/A	14"	6-1/2"	34"	11-1/2"	5-1/2"	POWDERCOAT	550 \$	PP1141411-001
	1-1/4"	1"	N/A	14"	6-1/2"	34"	11-1/2"	5-1/2"	CHROME	590 \$	PC1141411-001
	1-1/4"	1"	N/A	16"	6-1/2"	34"	11-1/2"	5-1/2"	POWDERCOAT	550 \$	PP1141611-001
	1-1/4"	1"	N/A	16"	6-1/2"	34"	11-1/2"	5-1/2"	CHROME	590 \$	PC1141611-001
FLHR/FLHRS/FLHRCI/FXST/FXSTB	1-1/4"	1"	N/A	12"	6-1/2"	35-1/2"	13"	5-1/2"	POWDERCOAT	550 \$	PP1141213-001
	1-1/4"	1"	N/A	12"	6-1/2"	35-1/2"	13"	5-1/2"	CHROME	590 \$	PC1141213-001
	1-1/4"	1"	N/A	14"	6-1/2"	35-1/2"	13"	5-1/2"	POWDERCOAT	550 \$	PP1141413-001
	1-1/4"	1"	N/A	14"	6-1/2"	35-1/2"	13"	5-1/2"	CHROME	590 \$	PC1141413-001
	1-1/4"	1"	N/A	16"	6-1/2"	35-1/2"	13"	5-1/2"	POWDERCOAT	550 \$	PP1141613-001
	1-1/4"	1"	N/A	16"	6-1/2"	35-1/2"	13"	5-1/2"	CHROME	590 \$	PC1141613-001
FLHT/FLHTCUI/FLHTCI/FLHX/ FLHTCUSE CVO	1-1/4"	1"	N/A	10"	6-1/2"	36-1/2"	17"	5-1/2"	POWDERCOAT	550 \$	PP11410FL-001
	1-1/4"	1"	N/A	10"	6-1/2"	36-1/2"	17"	5-1/2"	CHROME	590 \$	PC11410FL-001
	1-1/4"	1"	N/A	12"	6-1/2"	36-1/2"	17"	5-1/2"	POWDERCOAT	550 \$	PP11412FL-001
	1-1/4"	1"	N/A	12"	6-1/2"	36-1/2"	17"	5-1/2"	CHROME	590 \$	PC11412FL-001
	1-1/4"	1"	N/A	14"	6-1/2"	36-1/2"	17"	5-1/2"	POWDERCOAT	550 \$	PP11414FL-001
	1-1/4"	1"	N/A	14"	6-1/2"	36-1/2"	17"	5-1/2"	CHROME	590 \$	PC11414FL-001
FLSTFSE CVO	1-1/4"	1-1/4"	N/A	12"	6-1/2"	34"	11-1/2"	N/A	POWDERCOAT	550 \$	PP1141211-114
	1-1/4"	1-1/4"	N/A	12"	6-1/2"	34"	11-1/2"	N/A	CHROME	590 \$	PC1141211-114
	1-1/4"	1-1/4"	N/A	14"	6-1/2"	34"	11-1/2"	N/A	POWDERCOAT	550 \$	PP1141411-114
	1-1/4"	1-1/4"	N/A	14"	6-1/2"	34"	11-1/2"	N/A	CHROME	590 \$	PC1141411-114
	1-1/4"	1-1/4"	N/A	16"	6-1/2"	34"	11-1/2"	N/A	POWDERCOAT	550 \$	PP1141611-114
	1-1/4"	1-1/4"	N/A	16"	6-1/2"	34"	11-1/2"	N/A	CHROME	590 \$	PC1141611-114

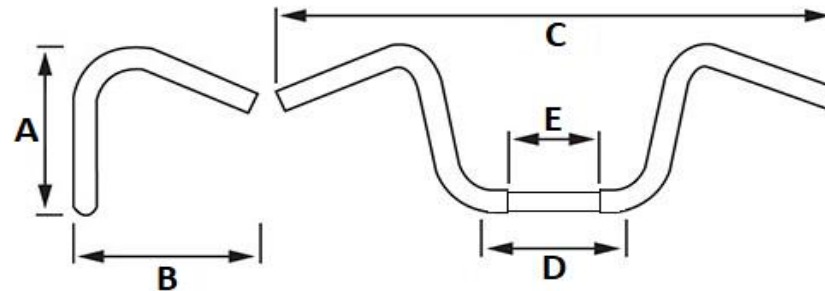


1-1/4" TUBE PRÉCISION

ANNÉE

2007

MODÈLE DE MOTO	TUBE	RISER	EMB.	A	B	C	D	E	REVETEMENT	DÉTAIL	NO.ARTICLE
XL883/XL883L/XL883C/XL1200C/ XL883R/XL1200C/XL50/XL1200L/ FXD/FXDC/FXDB/FLSTC/FXSTD/ FLSTN/FXDL/FXDWG	1-1/4"	1"	N/A	12"	6-1/2"	34"	11-1/2"	5-1/2"	POWDERCOAT	550 \$	PP1141211-001
	1-1/4"	1"	N/A	12"	6-1/2"	34"	11-1/2"	5-1/2"	CHROME	590 \$	PC1141211-001
	1-1/4"	1"	N/A	14"	6-1/2"	34"	11-1/2"	5-1/2"	POWDERCOAT	550 \$	PP1141411-001
	1-1/4"	1"	N/A	14"	6-1/2"	34"	11-1/2"	5-1/2"	CHROME	590 \$	PC1141411-001
	1-1/4"	1"	N/A	16"	6-1/2"	34"	11-1/2"	5-1/2"	POWDERCOAT	550 \$	PP1141611-001
	1-1/4"	1"	N/A	16"	6-1/2"	34"	11-1/2"	5-1/2"	CHROME	590 \$	PC1141611-001
FLHP/FLHPE/FLHR/FLHRC/FLHRS/ FLTR/FXST/FXSTB/FXSTC	1-1/4"	1"	N/A	12"	6-1/2"	35-1/2"	13"	5-1/2"	POWDERCOAT	550 \$	PP1141213-001
	1-1/4"	1"	N/A	12"	6-1/2"	35-1/2"	13"	5-1/2"	CHROME	590 \$	PC1141213-001
	1-1/4"	1"	N/A	14"	6-1/2"	35-1/2"	13"	5-1/2"	POWDERCOAT	550 \$	PP1141413-001
	1-1/4"	1"	N/A	14"	6-1/2"	35-1/2"	13"	5-1/2"	CHROME	590 \$	PC1141413-001
	1-1/4"	1"	N/A	16"	6-1/2"	35-1/2"	13"	5-1/2"	POWDERCOAT	550 \$	PP1141613-001
	1-1/4"	1"	N/A	16"	6-1/2"	35-1/2"	13"	5-1/2"	CHROME	590 \$	PC1141613-001
FLHTP/FLHTCU/FLHTC/FLHT/ FLHX/FLHTCUSE CVO	1-1/4"	1"	N/A	10"	6-1/2"	36-1/2"	17"	5-1/2"	POWDERCOAT	550 \$	PP11410FL-001
	1-1/4"	1"	N/A	10"	6-1/2"	36-1/2"	17"	5-1/2"	CHROME	590 \$	PC11410FL-001
	1-1/4"	1"	N/A	12"	6-1/2"	36-1/2"	17"	5-1/2"	POWDERCOAT	550 \$	PP11412FL-001
	1-1/4"	1"	N/A	12"	6-1/2"	36-1/2"	17"	5-1/2"	CHROME	590 \$	PC11412FL-001
	1-1/4"	1"	N/A	14"	6-1/2"	36-1/2"	17"	5-1/2"	POWDERCOAT	550 \$	PP11414FL-001
	1-1/4"	1"	N/A	14"	6-1/2"	36-1/2"	17"	5-1/2"	CHROME	590 \$	PC11414FL-001
FLSTF	1-1/4"	1-1/4"	N/A	12"	6-1/2"	34"	11-1/2"	N/A	POWDERCOAT	550 \$	PP1141211-114
	1-1/4"	1-1/4"	N/A	12"	6-1/2"	34"	11-1/2"	N/A	CHROME	590 \$	PC1141211-114
	1-1/4"	1-1/4"	N/A	14"	6-1/2"	34"	11-1/2"	N/A	POWDERCOAT	550 \$	PP1141411-114
	1-1/4"	1-1/4"	N/A	14"	6-1/2"	34"	11-1/2"	N/A	CHROME	590 \$	PC1141411-114
	1-1/4"	1-1/4"	N/A	16"	6-1/2"	34"	11-1/2"	N/A	POWDERCOAT	550 \$	PP1141611-114
	1-1/4"	1-1/4"	N/A	16"	6-1/2"	34"	11-1/2"	N/A	CHROME	590 \$	PC1141611-114
FLHRSE CVO	1-1/4"	1-1/4"	N/A	12"	6-1/2"	35-1/2"	13"	N/A	POWDERCOAT	550 \$	PP1141213-114
	1-1/4"	1-1/4"	N/A	12"	6-1/2"	35-1/2"	13"	N/A	CHROME	590 \$	PC1141213-114
	1-1/4"	1-1/4"	N/A	14"	6-1/2"	35-1/2"	13"	N/A	POWDERCOAT	550 \$	PP1141413-114
	1-1/4"	1-1/4"	N/A	14"	6-1/2"	35-1/2"	13"	N/A	CHROME	590 \$	PC1141413-114
	1-1/4"	1-1/4"	N/A	16"	6-1/2"	35-1/2"	13"	N/A	POWDERCOAT	550 \$	PP1141613-114
	1-1/4"	1-1/4"	N/A	16"	6-1/2"	35-1/2"	13"	N/A	CHROME	590 \$	PC1141613-114

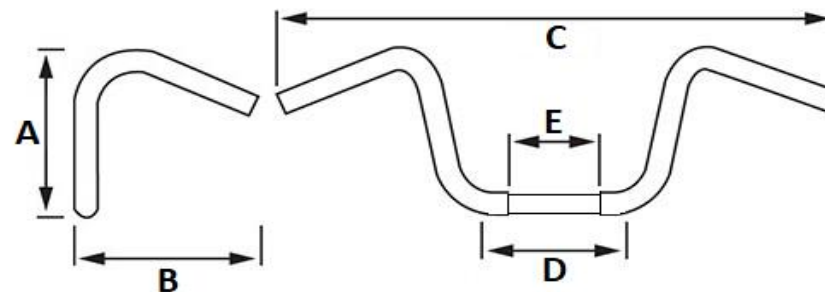


1-1/4" TUBE PRÉCISION

ANNÉE

2008

MODÈLE DE MOTO	TUBE	RISER	EMB.	A	B	C	D	E	REVETEMENT	DÉTAIL	NO.ARTICLE
XL883/XL883L/XL883C/XL1200C/ XL883R/XL1200L/XL1200R/FXD/ FXDC/FXDB/FLSTC/FLSTN/FLST/ XR1200/XL1200N/FXDL	1-1/4"	1"	N/A	12"	6-1/2"	34"	11-1/2"	5-1/2"	POWDERCOAT	550 \$	PP1141211-001
	1-1/4"	1"	N/A	12"	6-1/2"	34"	11-1/2"	5-1/2"	CHROME	590 \$	PC1141211-001
	1-1/4"	1"	N/A	14"	6-1/2"	34"	11-1/2"	5-1/2"	POWDERCOAT	550 \$	PP1141411-001
	1-1/4"	1"	N/A	14"	6-1/2"	34"	11-1/2"	5-1/2"	CHROME	590 \$	PC1141411-001
	1-1/4"	1"	N/A	16"	6-1/2"	34"	11-1/2"	5-1/2"	POWDERCOAT	550 \$	PP1141611-001
	1-1/4"	1"	N/A	16"	6-1/2"	34"	11-1/2"	5-1/2"	CHROME	590 \$	PC1141611-001
FLHR/FLHRC/FLTR/FXDWG/FXST/ FXSTB/FXSTC	1-1/4"	1"	N/A	12"	6-1/2"	35-1/2"	13"	5-1/2"	POWDERCOAT	550 \$	PP1141213-001
	1-1/4"	1"	N/A	12"	6-1/2"	35-1/2"	13"	5-1/2"	CHROME	590 \$	PC1141213-001
	1-1/4"	1"	N/A	14"	6-1/2"	35-1/2"	13"	5-1/2"	POWDERCOAT	550 \$	PP1141413-001
	1-1/4"	1"	N/A	14"	6-1/2"	35-1/2"	13"	5-1/2"	CHROME	590 \$	PC1141413-001
	1-1/4"	1"	N/A	16"	6-1/2"	35-1/2"	13"	5-1/2"	POWDERCOAT	550 \$	PP1141613-001
	1-1/4"	1"	N/A	16"	6-1/2"	35-1/2"	13"	5-1/2"	CHROME	590 \$	PC1141613-001
FLHTC/FLHTCU/FLHT/FLHX/ FLHTCUSE CVO	1-1/4"	1"	N/A	10"	6-1/2"	36-1/2"	17"	5-1/2"	POWDERCOAT	550 \$	PP11410FL-001
	1-1/4"	1"	N/A	10"	6-1/2"	36-1/2"	17"	5-1/2"	CHROME	590 \$	PC11410FL-001
	1-1/4"	1"	N/A	12"	6-1/2"	36-1/2"	17"	5-1/2"	POWDERCOAT	550 \$	PP11412FL-001
	1-1/4"	1"	N/A	12"	6-1/2"	36-1/2"	17"	5-1/2"	CHROME	590 \$	PC11412FL-001
	1-1/4"	1"	N/A	14"	6-1/2"	36-1/2"	17"	5-1/2"	POWDERCOAT	550 \$	PP11414FL-001
	1-1/4"	1"	N/A	14"	6-1/2"	36-1/2"	17"	5-1/2"	CHROME	590 \$	PC11414FL-001
FLSTF/FXDF/FLSTF/FXDSE CVO	1-1/4"	1-1/4"	N/A	12"	6-1/2"	34"	11-1/2"	N/A	POWDERCOAT	550 \$	PP1141211-114
	1-1/4"	1-1/4"	N/A	12"	6-1/2"	34"	11-1/2"	N/A	CHROME	590 \$	PC1141211-114
	1-1/4"	1-1/4"	N/A	14"	6-1/2"	34"	11-1/2"	N/A	POWDERCOAT	550 \$	PP1141411-114
	1-1/4"	1-1/4"	N/A	14"	6-1/2"	34"	11-1/2"	N/A	CHROME	590 \$	PC1141411-114
	1-1/4"	1-1/4"	N/A	16"	6-1/2"	34"	11-1/2"	N/A	POWDERCOAT	550 \$	PP1141611-114
	1-1/4"	1-1/4"	N/A	16"	6-1/2"	34"	11-1/2"	N/A	CHROME	590 \$	PC1141611-114
FLHRSE CVO	1-1/4"	1-1/4"	N/A	12"	6-1/2"	35-1/2"	13"	N/A	POWDERCOAT	550 \$	PP1141213-114
	1-1/4"	1-1/4"	N/A	12"	6-1/2"	35-1/2"	13"	N/A	CHROME	590 \$	PC1141213-114
	1-1/4"	1-1/4"	N/A	14"	6-1/2"	35-1/2"	13"	N/A	POWDERCOAT	550 \$	PP1141413-114
	1-1/4"	1-1/4"	N/A	14"	6-1/2"	35-1/2"	13"	N/A	CHROME	590 \$	PC1141413-114
	1-1/4"	1-1/4"	N/A	16"	6-1/2"	35-1/2"	13"	N/A	POWDERCOAT	550 \$	PP1141613-114
	1-1/4"	1-1/4"	N/A	16"	6-1/2"	35-1/2"	13"	N/A	CHROME	590 \$	PC1141613-114

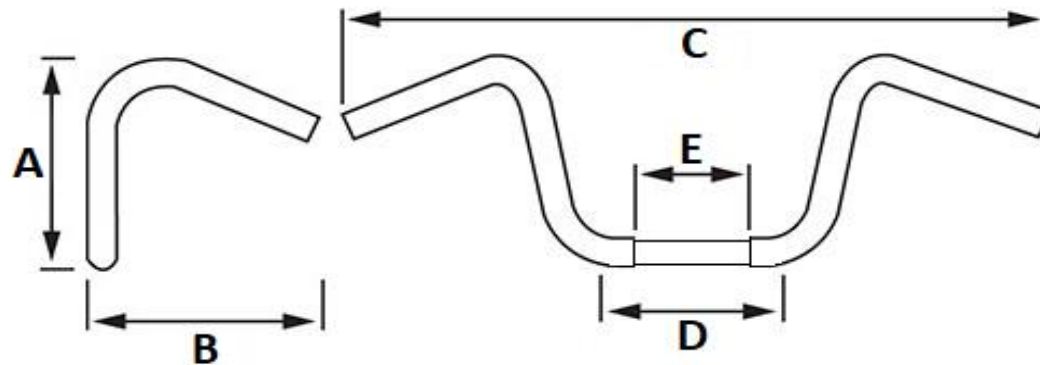


1-1/4" TUBE PRÉCISION

ANNÉE

2009

MODÈLE DE MOTO	TUBE	RISER	EMB.	A	B	C	D	E	REVETEMENT	DÉTAIL	NO.ARTICLE
XL883/XL883L/XL883C/XL1200C/ XL883R/XL883N/XL1200R/XL1200L/ XL1200N/XL1200/FXD/FXDL/FXDC/ FXDB/FLSTC/FLSTN/FLST/	1-1/4"	1"	N/A	12"	6-1/2"	34"	11-1/2"	5-1/2"	POWDERCOAT	550 \$	PP1141211-001
	1-1/4"	1"	N/A	12"	6-1/2"	34"	11-1/2"	5-1/2"	CHROME	590 \$	PC1141211-001
	1-1/4"	1"	N/A	14"	6-1/2"	34"	11-1/2"	5-1/2"	POWDERCOAT	550 \$	PP1141411-001
	1-1/4"	1"	N/A	14"	6-1/2"	34"	11-1/2"	5-1/2"	CHROME	590 \$	PC1141411-001
	1-1/4"	1"	N/A	16"	6-1/2"	34"	11-1/2"	5-1/2"	POWDERCOAT	550 \$	PP1141611-001
	1-1/4"	1"	N/A	16"	6-1/2"	34"	11-1/2"	5-1/2"	CHROME	590 \$	PC1141611-001
FLHR/FLHRC/FLTR/ FLTRSE CVO/FXSTB/FXST/FXSTC	1-1/4"	1"	N/A	12"	6-1/2"	35-1/2"	13"	5-1/2"	POWDERCOAT	550 \$	PP1141213-001
	1-1/4"	1"	N/A	12"	6-1/2"	35-1/2"	13"	5-1/2"	CHROME	590 \$	PC1141213-001
	1-1/4"	1"	N/A	14"	6-1/2"	35-1/2"	13"	5-1/2"	POWDERCOAT	550 \$	PP1141413-001
	1-1/4"	1"	N/A	14"	6-1/2"	35-1/2"	13"	5-1/2"	CHROME	590 \$	PC1141413-001
	1-1/4"	1"	N/A	16"	6-1/2"	35-1/2"	13"	5-1/2"	POWDERCOAT	550 \$	PP1141613-001
	1-1/4"	1"	N/A	16"	6-1/2"	35-1/2"	13"	5-1/2"	CHROME	590 \$	PC1141613-001
FLHTCU/FLHTC/FLHT/FLHX/ FLHTCUSE CVO/FLHTCUTG/	1-1/4"	1"	N/A	10"	6-1/2"	36-1/2"	17"	5-1/2"	POWDERCOAT	550 \$	PP11410FL-001
	1-1/4"	1"	N/A	10"	6-1/2"	36-1/2"	17"	5-1/2"	CHROME	590 \$	PC11410FL-001
	1-1/4"	1"	N/A	12"	6-1/2"	36-1/2"	17"	5-1/2"	POWDERCOAT	550 \$	PP11412FL-001
	1-1/4"	1"	N/A	12"	6-1/2"	36-1/2"	17"	5-1/2"	CHROME	590 \$	PC11412FL-001
	1-1/4"	1"	N/A	14"	6-1/2"	36-1/2"	17"	5-1/2"	POWDERCOAT	550 \$	PP11414FL-001
	1-1/4"	1"	N/A	14"	6-1/2"	36-1/2"	17"	5-1/2"	CHROME	590 \$	PC11414FL-001
FXDF/FXDFSE CVO/FLSTF/	1-1/4"	1-1/4"	N/A	12"	6-1/2"	34"	11-1/2"	N/A	POWDERCOAT	550 \$	PP1141211-114
	1-1/4"	1-1/4"	N/A	12"	6-1/2"	34"	11-1/2"	N/A	CHROME	590 \$	PC1141211-114
	1-1/4"	1-1/4"	N/A	14"	6-1/2"	34"	11-1/2"	N/A	POWDERCOAT	550 \$	PP1141411-114
	1-1/4"	1-1/4"	N/A	14"	6-1/2"	34"	11-1/2"	N/A	CHROME	590 \$	PC1141411-114
	1-1/4"	1-1/4"	N/A	16"	6-1/2"	34"	11-1/2"	N/A	POWDERCOAT	550 \$	PP1141611-114
	1-1/4"	1-1/4"	N/A	16"	6-1/2"	34"	11-1/2"	N/A	CHROME	590 \$	PC1141611-114

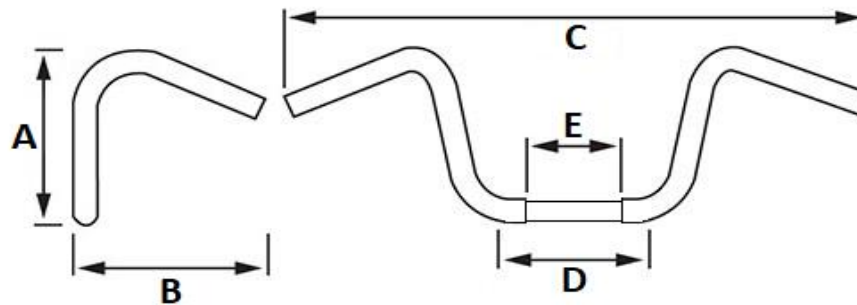


1-1/4" TUBE PRÉCISION

ANNÉE

2010

MODÈLE DE MOTO	TUBE	RISER	EMB.	A	B	C	D	E	REVETEMENT	DÉTAIL	NO.ARTICLE
XL883C/XL1200C/XL883L/XL883R/ XL1200L/XL1200N/XR1200/ XR1200X/FXD/FXDL/FXDC/FXDB/ FLSTC/FLSTN/FLST	1-1/4"	1"	N/A	12"	6-1/2"	34"	11-1/2"	5-1/2"	POWDERCOAT	550 \$	PP1141211-001
	1-1/4"	1"	N/A	12"	6-1/2"	34"	11-1/2"	5-1/2"	CHROME	590 \$	PC1141211-001
	1-1/4"	1"	N/A	14"	6-1/2"	34"	11-1/2"	5-1/2"	POWDERCOAT	550 \$	PP1141411-001
	1-1/4"	1"	N/A	14"	6-1/2"	34"	11-1/2"	5-1/2"	CHROME	590 \$	PC1141411-001
	1-1/4"	1"	N/A	16"	6-1/2"	34"	11-1/2"	5-1/2"	POWDERCOAT	550 \$	PP1141611-001
	1-1/4"	1"	N/A	16"	6-1/2"	34"	11-1/2"	5-1/2"	CHROME	590 \$	PC1141611-001
FLHR/FLHRC/FLTRX/FXST/FXSTC	1-1/4"	1"	N/A	12"	6-1/2"	35-1/2"	13"	5-1/2"	POWDERCOAT	550 \$	PP1141213-001
	1-1/4"	1"	N/A	12"	6-1/2"	35-1/2"	13"	5-1/2"	CHROME	590 \$	PC1141213-001
	1-1/4"	1"	N/A	14"	6-1/2"	35-1/2"	13"	5-1/2"	POWDERCOAT	550 \$	PP1141413-001
	1-1/4"	1"	N/A	14"	6-1/2"	35-1/2"	13"	5-1/2"	CHROME	590 \$	PC1141413-001
	1-1/4"	1"	N/A	16"	6-1/2"	35-1/2"	13"	5-1/2"	POWDERCOAT	550 \$	PP1141613-001
	1-1/4"	1"	N/A	16"	6-1/2"	35-1/2"	13"	5-1/2"	CHROME	590 \$	PC1141613-001
FLHTCU/FLHX/FLHTC/FLHT/ FLHTCUSE CVO/FLHTCUTG/ FLHXXX/FLHXSE CVO	1-1/4"	1"	N/A	10"	6-1/2"	36-1/2"	17"	5-1/2"	POWDERCOAT	550 \$	PP11410FL-001
	1-1/4"	1"	N/A	10"	6-1/2"	36-1/2"	17"	5-1/2"	CHROME	590 \$	PC11410FL-001
	1-1/4"	1"	N/A	12"	6-1/2"	36-1/2"	17"	5-1/2"	POWDERCOAT	550 \$	PP11412FL-001
	1-1/4"	1"	N/A	12"	6-1/2"	36-1/2"	17"	5-1/2"	CHROME	590 \$	PC11412FL-001
	1-1/4"	1"	N/A	14"	6-1/2"	36-1/2"	17"	5-1/2"	POWDERCOAT	550 \$	PP11414FL-001
	1-1/4"	1"	N/A	14"	6-1/2"	36-1/2"	17"	5-1/2"	CHROME	590 \$	PC11414FL-001
FLSTSE CVO/FXDF/ FXDFSE CVO/FLSTF/FLSTFB	1-1/4"	1-1/4"	N/A	12"	6-1/2"	34"	11-1/2"	N/A	POWDERCOAT	550 \$	PP1141211-114
	1-1/4"	1-1/4"	N/A	12"	6-1/2"	34"	11-1/2"	N/A	CHROME	590 \$	PC1141211-114
	1-1/4"	1-1/4"	N/A	14"	6-1/2"	34"	11-1/2"	N/A	POWDERCOAT	550 \$	PP1141411-114
	1-1/4"	1-1/4"	N/A	14"	6-1/2"	34"	11-1/2"	N/A	CHROME	590 \$	PC1141411-114
	1-1/4"	1-1/4"	N/A	16"	6-1/2"	34"	11-1/2"	N/A	POWDERCOAT	550 \$	PP1141611-114
	1-1/4"	1-1/4"	N/A	16"	6-1/2"	34"	11-1/2"	N/A	CHROME	590 \$	PC1141611-114
FXDWG	1-1/4"	1-1/4"	N/A	12"	6-1/2"	35-1/2"	13"	N/A	POWDERCOAT	550 \$	PP1141213-114
	1-1/4"	1-1/4"	N/A	12"	6-1/2"	35-1/2"	13"	N/A	CHROME	590 \$	PC1141213-114
	1-1/4"	1-1/4"	N/A	14"	6-1/2"	35-1/2"	13"	N/A	POWDERCOAT	550 \$	PP1141413-114
	1-1/4"	1-1/4"	N/A	14"	6-1/2"	35-1/2"	13"	N/A	CHROME	590 \$	PC1141413-114
	1-1/4"	1-1/4"	N/A	16"	6-1/2"	35-1/2"	13"	N/A	POWDERCOAT	550 \$	PP1141613-114
	1-1/4"	1-1/4"	N/A	16"	6-1/2"	35-1/2"	13"	N/A	CHROME	590 \$	PC1141613-114

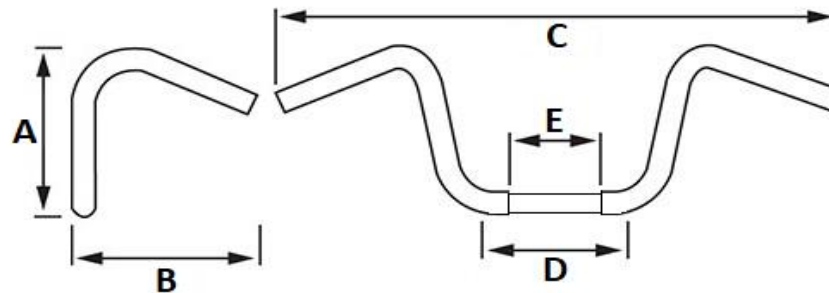


1-1/4" TUBE PRÉCISION

ANNÉE

2011

MODÈLE DE MOTO	TUBE	RISER	EMB.	A	B	C	D	E	REVETEMENT	DÉTAIL	NO.ARTICLE
XL883L/XL1200CP/XL1200C/ XL883R/XL1200X/XL1200L/ XLR1200X/FXDL/FXDC/FXDB/ FLSTC/FLSTN/XL883N/XL1200N	1-1/4"	1"	N/A	12"	6-1/2"	34"	11-1/2"	5-1/2"	POWDERCOAT	550 \$	PP1141211-001
	1-1/4"	1"	N/A	12"	6-1/2"	34"	11-1/2"	5-1/2"	CHROME	590 \$	PC1141211-001
	1-1/4"	1"	N/A	14"	6-1/2"	34"	11-1/2"	5-1/2"	POWDERCOAT	550 \$	PP1141411-001
	1-1/4"	1"	N/A	14"	6-1/2"	34"	11-1/2"	5-1/2"	CHROME	590 \$	PC1141411-001
	1-1/4"	1"	N/A	16"	6-1/2"	34"	11-1/2"	5-1/2"	POWDERCOAT	550 \$	PP1141611-001
	1-1/4"	1"	N/A	16"	6-1/2"	34"	11-1/2"	5-1/2"	CHROME	590 \$	PC1141611-001
FLHP/FLHPE/FLHR/FLHRC/FLTRX/ FLTRU/FLTRUSE CVO/FXST/	1-1/4"	1"	N/A	12"	6-1/2"	35-1/2"	13"	5-1/2"	POWDERCOAT	550 \$	PP1141213-001
	1-1/4"	1"	N/A	12"	6-1/2"	35-1/2"	13"	5-1/2"	CHROME	590 \$	PC1141213-001
	1-1/4"	1"	N/A	14"	6-1/2"	35-1/2"	13"	5-1/2"	POWDERCOAT	550 \$	PP1141413-001
	1-1/4"	1"	N/A	14"	6-1/2"	35-1/2"	13"	5-1/2"	CHROME	590 \$	PC1141413-001
	1-1/4"	1"	N/A	16"	6-1/2"	35-1/2"	13"	5-1/2"	POWDERCOAT	550 \$	PP1141613-001
	1-1/4"	1"	N/A	16"	6-1/2"	35-1/2"	13"	5-1/2"	CHROME	590 \$	PC1141613-001
FLHTP/FLHX/FLHTK/FLHTC/FLHTCU/ FLHTCUSE CVO/FLHXSE CVO/FLHTCUTG/FLHXXX	1-1/4"	1"	N/A	10"	6-1/2"	36-1/2"	17"	5-1/2"	POWDERCOAT	550 \$	PP11410FL-001
	1-1/4"	1"	N/A	10"	6-1/2"	36-1/2"	17"	5-1/2"	CHROME	590 \$	PC11410FL-001
	1-1/4"	1"	N/A	12"	6-1/2"	36-1/2"	17"	5-1/2"	POWDERCOAT	550 \$	PP11412FL-001
	1-1/4"	1"	N/A	12"	6-1/2"	36-1/2"	17"	5-1/2"	CHROME	590 \$	PC11412FL-001
	1-1/4"	1"	N/A	14"	6-1/2"	36-1/2"	17"	5-1/2"	POWDERCOAT	550 \$	PP11414FL-001
	1-1/4"	1"	N/A	14"	6-1/2"	36-1/2"	17"	5-1/2"	CHROME	590 \$	PC11414FL-001
FLSTSE CVO/FXDF/FLSTFB/FLSTF	1-1/4"	1-1/4"	N/A	12"	6-1/2"	34"	11-1/2"	N/A	POWDERCOAT	550 \$	PP1141211-114
	1-1/4"	1-1/4"	N/A	12"	6-1/2"	34"	11-1/2"	N/A	CHROME	590 \$	PC1141211-114
	1-1/4"	1-1/4"	N/A	14"	6-1/2"	34"	11-1/2"	N/A	POWDERCOAT	550 \$	PP1141411-114
	1-1/4"	1-1/4"	N/A	14"	6-1/2"	34"	11-1/2"	N/A	CHROME	590 \$	PC1141411-114
	1-1/4"	1-1/4"	N/A	16"	6-1/2"	34"	11-1/2"	N/A	POWDERCOAT	550 \$	PP1141611-114
	1-1/4"	1-1/4"	N/A	16"	6-1/2"	34"	11-1/2"	N/A	CHROME	590 \$	PC1141611-114
FXDWG	1-1/4"	1-1/4"	N/A	12"	6-1/2"	35-1/2"	13"	N/A	POWDERCOAT	550 \$	PP1141213-114
	1-1/4"	1-1/4"	N/A	12"	6-1/2"	35-1/2"	13"	N/A	CHROME	590 \$	PC1141213-114
	1-1/4"	1-1/4"	N/A	14"	6-1/2"	35-1/2"	13"	N/A	POWDERCOAT	550 \$	PP1141413-114
	1-1/4"	1-1/4"	N/A	14"	6-1/2"	35-1/2"	13"	N/A	CHROME	590 \$	PC1141413-114
	1-1/4"	1-1/4"	N/A	16"	6-1/2"	35-1/2"	13"	N/A	POWDERCOAT	550 \$	PP1141613-114
	1-1/4"	1-1/4"	N/A	16"	6-1/2"	35-1/2"	13"	N/A	CHROME	590 \$	PC1141613-114

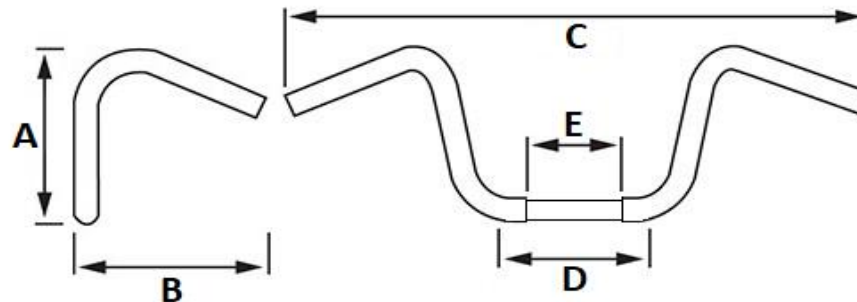


1-1/4" TUBE PRÉCISION

ANNÉE

2012

MODÈLE DE MOTO	TUBE	RISER	EMB.	A	B	C	D	E	REVETEMENT	DÉTAIL	NO.ARTICLE
XL883L/XL883R/XL1200C/XL1200X/ XLR1200X/FXDC/FXDL/FXDB/FLD/ FLSTC/FLSTN/FLS/XL883N/ XL1200N/XL1200CP	1-1/4"	1"	N/A	12"	6-1/2"	34"	11-1/2"	5-1/2"	POWDERCOAT	550 \$	PP1141211-001
	1-1/4"	1"	N/A	12"	6-1/2"	34"	11-1/2"	5-1/2"	CHROME	590 \$	PC1141211-001
	1-1/4"	1"	N/A	14"	6-1/2"	34"	11-1/2"	5-1/2"	POWDERCOAT	550 \$	PP1141411-001
	1-1/4"	1"	N/A	14"	6-1/2"	34"	11-1/2"	5-1/2"	CHROME	590 \$	PC1141411-001
	1-1/4"	1"	N/A	16"	6-1/2"	34"	11-1/2"	5-1/2"	POWDERCOAT	550 \$	PP1141611-001
	1-1/4"	1"	N/A	16"	6-1/2"	34"	11-1/2"	5-1/2"	CHROME	590 \$	PC1141611-001
FLHP/FLHR/FLHRC/FLTRX/FLTRU/ FXST	1-1/4"	1"	N/A	12"	6-1/2"	35-1/2"	13"	5-1/2"	POWDERCOAT	550 \$	PP1141213-001
	1-1/4"	1"	N/A	12"	6-1/2"	35-1/2"	13"	5-1/2"	CHROME	590 \$	PC1141213-001
	1-1/4"	1"	N/A	14"	6-1/2"	35-1/2"	13"	5-1/2"	POWDERCOAT	550 \$	PP1141413-001
	1-1/4"	1"	N/A	14"	6-1/2"	35-1/2"	13"	5-1/2"	CHROME	590 \$	PC1141413-001
	1-1/4"	1"	N/A	16"	6-1/2"	35-1/2"	13"	5-1/2"	POWDERCOAT	550 \$	PP1141613-001
	1-1/4"	1"	N/A	16"	6-1/2"	35-1/2"	13"	5-1/2"	CHROME	590 \$	PC1141613-001
FLHTP/FLHX/FLHTK/ FLHTC/ FLHTCU/ FLHTUSE CVO/FLHTCUTG/ FLHXSE CVO	1-1/4"	1"	N/A	10"	6-1/2"	36-1/2"	17"	5-1/2"	POWDERCOAT	550 \$	PP11410FL-001
	1-1/4"	1"	N/A	10"	6-1/2"	36-1/2"	17"	5-1/2"	CHROME	590 \$	PC11410FL-001
	1-1/4"	1"	N/A	12"	6-1/2"	36-1/2"	17"	5-1/2"	POWDERCOAT	550 \$	PP11412FL-001
	1-1/4"	1"	N/A	12"	6-1/2"	36-1/2"	17"	5-1/2"	CHROME	590 \$	PC11412FL-001
	1-1/4"	1"	N/A	14"	6-1/2"	36-1/2"	17"	5-1/2"	POWDERCOAT	550 \$	PP11414FL-001
	1-1/4"	1"	N/A	14"	6-1/2"	36-1/2"	17"	5-1/2"	CHROME	590 \$	PC11414FL-001
FLSTSE CVO/FXDF/FLSTF/FLSTFB	1-1/4"	1-1/4"	N/A	12"	6-1/2"	34"	11-1/2"	N/A	POWDERCOAT	550 \$	PP1141211-114
	1-1/4"	1-1/4"	N/A	12"	6-1/2"	34"	11-1/2"	N/A	CHROME	590 \$	PC1141211-114
	1-1/4"	1-1/4"	N/A	14"	6-1/2"	34"	11-1/2"	N/A	POWDERCOAT	550 \$	PP1141411-114
	1-1/4"	1-1/4"	N/A	14"	6-1/2"	34"	11-1/2"	N/A	CHROME	590 \$	PC1141411-114
	1-1/4"	1-1/4"	N/A	16"	6-1/2"	34"	11-1/2"	N/A	POWDERCOAT	550 \$	PP1141611-114
	1-1/4"	1-1/4"	N/A	16"	6-1/2"	34"	11-1/2"	N/A	CHROME	590 \$	PC1141611-114
FXDWG	1-1/4"	1-1/4"	N/A	12"	6-1/2"	35-1/2"	13"	N/A	POWDERCOAT	550 \$	PP1141213-114
	1-1/4"	1-1/4"	N/A	12"	6-1/2"	35-1/2"	13"	N/A	CHROME	590 \$	PC1141213-114
	1-1/4"	1-1/4"	N/A	14"	6-1/2"	35-1/2"	13"	N/A	POWDERCOAT	550 \$	PP1141413-114
	1-1/4"	1-1/4"	N/A	14"	6-1/2"	35-1/2"	13"	N/A	CHROME	590 \$	PC1141413-114
	1-1/4"	1-1/4"	N/A	16"	6-1/2"	35-1/2"	13"	N/A	POWDERCOAT	550 \$	PP1141613-114
	1-1/4"	1-1/4"	N/A	16"	6-1/2"	35-1/2"	13"	N/A	CHROME	590 \$	PC1141613-114

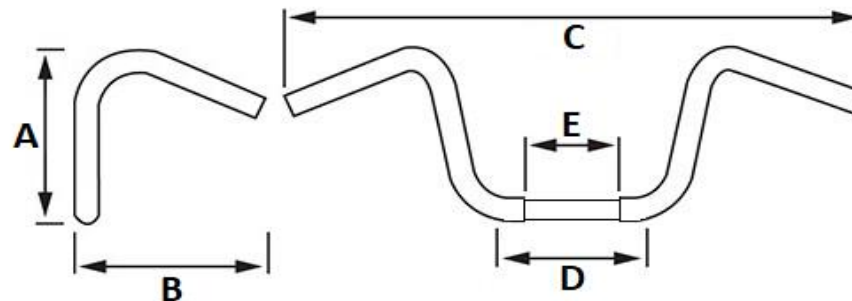


1-1/4" TUBE PRÉCISION

ANNÉE

2013

MODÈLE DE MOTO	TUBE	RISER	EMB.	A	B	C	D	E	REVETEMENT	DÉTAIL	NO.ARTICLE
XL883/XL883R/XL1200V/XL1200CB/ XL1200CP/XL1200CA/XL1200X/ XL1200C/XL883N/FXDL/FXDB/ FXDC/FLD/FXDBA/FLSTC/FLSTN/ FLSTC/FLS	1-1/4"	1"	N/A	12"	6-1/2"	34"	11-1/2"	5-1/2"	POWDERCOAT	550 \$	PP1141211-001
	1-1/4"	1"	N/A	12"	6-1/2"	34"	11-1/2"	5-1/2"	CHROME	590 \$	PC1141211-001
	1-1/4"	1"	N/A	14"	6-1/2"	34"	11-1/2"	5-1/2"	POWDERCOAT	550 \$	PP1141411-001
	1-1/4"	1"	N/A	14"	6-1/2"	34"	11-1/2"	5-1/2"	CHROME	590 \$	PC1141411-001
	1-1/4"	1"	N/A	16"	6-1/2"	34"	11-1/2"	5-1/2"	POWDERCOAT	550 \$	PP1141611-001
	1-1/4"	1"	N/A	16"	6-1/2"	34"	11-1/2"	5-1/2"	CHROME	590 \$	PC1141611-001
FLHR/FLHRC/FLTRX/FLTRU/FLHP/ FXST	1-1/4"	1"	N/A	12"	6-1/2"	35-1/2"	13"	5-1/2"	POWDERCOAT	550 \$	PP1141213-001
	1-1/4"	1"	N/A	12"	6-1/2"	35-1/2"	13"	5-1/2"	CHROME	590 \$	PC1141213-001
	1-1/4"	1"	N/A	14"	6-1/2"	35-1/2"	13"	5-1/2"	POWDERCOAT	550 \$	PP1141413-001
	1-1/4"	1"	N/A	14"	6-1/2"	35-1/2"	13"	5-1/2"	CHROME	590 \$	PC1141413-001
	1-1/4"	1"	N/A	16"	6-1/2"	35-1/2"	13"	5-1/2"	POWDERCOAT	550 \$	PP1141613-001
	1-1/4"	1"	N/A	16"	6-1/2"	35-1/2"	13"	5-1/2"	CHROME	590 \$	PC1141613-001
FLHX/FLHTK/FLHTC/FLHTCU/ FLHTCUSE CVO/FLHTCU CVO	1-1/4"	1"	N/A	10"	6-1/2"	36-1/2"	17"	5-1/2"	POWDERCOAT	550 \$	PP11410FL-001
	1-1/4"	1"	N/A	10"	6-1/2"	36-1/2"	17"	5-1/2"	CHROME	590 \$	PC11410FL-001
	1-1/4"	1"	N/A	12"	6-1/2"	36-1/2"	17"	5-1/2"	POWDERCOAT	550 \$	PP11412FL-001
	1-1/4"	1"	N/A	12"	6-1/2"	36-1/2"	17"	5-1/2"	CHROME	590 \$	PC11412FL-001
	1-1/4"	1"	N/A	14"	6-1/2"	36-1/2"	17"	5-1/2"	POWDERCOAT	550 \$	PP11414FL-001
	1-1/4"	1"	N/A	14"	6-1/2"	36-1/2"	17"	5-1/2"	CHROME	590 \$	PC11414FL-001
FXDF/FXDBP/FLSTF/FLSTFB/ FXSBSE CVO	1-1/4"	1-1/4"	N/A	12"	6-1/2"	34"	11-1/2"	N/A	POWDERCOAT	550 \$	PP1141211-114
	1-1/4"	1-1/4"	N/A	12"	6-1/2"	34"	11-1/2"	N/A	CHROME	590 \$	PC1141211-114
	1-1/4"	1-1/4"	N/A	14"	6-1/2"	34"	11-1/2"	N/A	POWDERCOAT	550 \$	PP1141411-114
	1-1/4"	1-1/4"	N/A	14"	6-1/2"	34"	11-1/2"	N/A	CHROME	590 \$	PC1141411-114
	1-1/4"	1-1/4"	N/A	16"	6-1/2"	34"	11-1/2"	N/A	POWDERCOAT	550 \$	PP1141611-114
	1-1/4"	1-1/4"	N/A	16"	6-1/2"	34"	11-1/2"	N/A	CHROME	590 \$	PC1141611-114
FXDWG/FXSB/ FLHRSE CVO/FLTRXSE CVO	1-1/4"	1-1/4"	N/A	12"	6-1/2"	35-1/2"	13"	N/A	POWDERCOAT	550 \$	PP1141213-114
	1-1/4"	1-1/4"	N/A	12"	6-1/2"	35-1/2"	13"	N/A	CHROME	590 \$	PC1141213-114
	1-1/4"	1-1/4"	N/A	14"	6-1/2"	35-1/2"	13"	N/A	POWDERCOAT	550 \$	PP1141413-114
	1-1/4"	1-1/4"	N/A	14"	6-1/2"	35-1/2"	13"	N/A	CHROME	590 \$	PC1141413-114
	1-1/4"	1-1/4"	N/A	16"	6-1/2"	35-1/2"	13"	N/A	POWDERCOAT	550 \$	PP1141613-114
	1-1/4"	1-1/4"	N/A	16"	6-1/2"	35-1/2"	13"	N/A	CHROME	590 \$	PC1141613-114

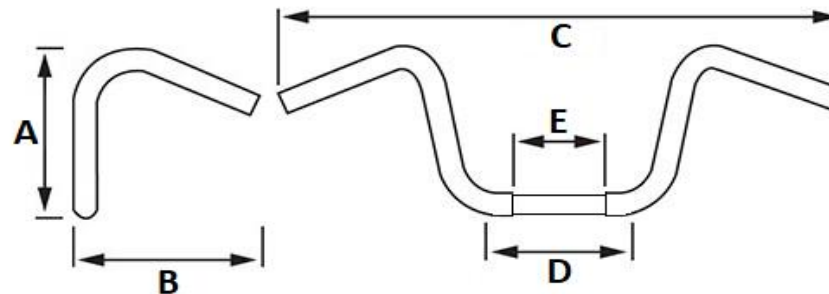


1-1/4" TUBE PRÉCISION

ANNÉE

2014

MODÈLE DE MOTO	TUBE	RISER	EMB.	A	B	C	D	E	REVETEMENT	DÉTAIL	NO.ARTICLE
XL883L/XL1200B/XL1200CP/ XL1200V/XL1200CA/XL1200C/ XL1200X/FLHP/FLHR/FLHRC/ FLSTC/FLSTN/FLS/FXDB/FLD/ FXDC/FXDL/XL883N/XL883R	1-1/4"	1"	N/A	12"	6-1/2"	34"	11-1/2"	5-1/2"	POWDERCOAT	550 \$	PP1141211-001
	1-1/4"	1"	N/A	12"	6-1/2"	34"	11-1/2"	5-1/2"	CHROME	590 \$	PC1141211-001
	1-1/4"	1"	N/A	14"	6-1/2"	34"	11-1/2"	5-1/2"	POWDERCOAT	550 \$	PP1141411-001
	1-1/4"	1"	N/A	14"	6-1/2"	34"	11-1/2"	5-1/2"	CHROME	590 \$	PC1141411-001
	1-1/4"	1"	N/A	16"	6-1/2"	34"	11-1/2"	5-1/2"	POWDERCOAT	550 \$	PP1141611-001
	1-1/4"	1"	N/A	16"	6-1/2"	34"	11-1/2"	5-1/2"	CHROME	590 \$	PC1141611-001
FXST	1-1/4"	1"	N/A	12"	6-1/2"	35-1/2"	13"	5-1/2"	POWDERCOAT	550 \$	PP1141213-001
	1-1/4"	1"	N/A	12"	6-1/2"	35-1/2"	13"	5-1/2"	CHROME	590 \$	PC1141213-001
	1-1/4"	1"	N/A	14"	6-1/2"	35-1/2"	13"	5-1/2"	POWDERCOAT	550 \$	PP1141413-001
	1-1/4"	1"	N/A	14"	6-1/2"	35-1/2"	13"	5-1/2"	CHROME	590 \$	PC1141413-001
	1-1/4"	1"	N/A	16"	6-1/2"	35-1/2"	13"	5-1/2"	POWDERCOAT	550 \$	PP1141613-001
	1-1/4"	1"	N/A	16"	6-1/2"	35-1/2"	13"	5-1/2"	CHROME	590 \$	PC1141613-001
FLHTP/FLHX/FLHXS/FLHTK/ FLHTKSE CVO/FLHTCU/FLHTCUTG	1-1/4"	1"	N/A	10"	6-1/2"	36-1/2"	17"	5-1/2"	POWDERCOAT	550 \$	PP11410FL-001
	1-1/4"	1"	N/A	10"	6-1/2"	36-1/2"	17"	5-1/2"	CHROME	590 \$	PC11410FL-001
	1-1/4"	1"	N/A	12"	6-1/2"	36-1/2"	17"	5-1/2"	POWDERCOAT	550 \$	PP11412FL-001
	1-1/4"	1"	N/A	12"	6-1/2"	36-1/2"	17"	5-1/2"	CHROME	590 \$	PC11412FL-001
	1-1/4"	1"	N/A	14"	6-1/2"	36-1/2"	17"	5-1/2"	POWDERCOAT	550 \$	PP11414FL-001
	1-1/4"	1"	N/A	14"	6-1/2"	36-1/2"	17"	5-1/2"	CHROME	590 \$	PC11414FL-001
FLHRSE CVO/FLSTNSE/FLSTF/FLSTFB/ FXDBP/FXDBB	1-1/4"	1-1/4"	N/A	12"	6-1/2"	34"	11-1/2"	N/A	POWDERCOAT	550 \$	PP1141211-114
	1-1/4"	1-1/4"	N/A	12"	6-1/2"	34"	11-1/2"	N/A	CHROME	590 \$	PC1141211-114
	1-1/4"	1-1/4"	N/A	14"	6-1/2"	34"	11-1/2"	N/A	POWDERCOAT	550 \$	PP1141411-114
	1-1/4"	1-1/4"	N/A	14"	6-1/2"	34"	11-1/2"	N/A	CHROME	590 \$	PC1141411-114
	1-1/4"	1-1/4"	N/A	16"	6-1/2"	34"	11-1/2"	N/A	POWDERCOAT	550 \$	PP1141611-114
	1-1/4"	1-1/4"	N/A	16"	6-1/2"	34"	11-1/2"	N/A	CHROME	590 \$	PC1141611-114
FXSB/FXDWG/FXDF/FXSBSSE CVO	1-1/4"	1-1/4"	N/A	12"	6-1/2"	35-1/2"	13"	N/A	POWDERCOAT	550 \$	PP1141213-114
	1-1/4"	1-1/4"	N/A	12"	6-1/2"	35-1/2"	13"	N/A	CHROME	590 \$	PC1141213-114
	1-1/4"	1-1/4"	N/A	14"	6-1/2"	35-1/2"	13"	N/A	POWDERCOAT	550 \$	PP1141413-114
	1-1/4"	1-1/4"	N/A	14"	6-1/2"	35-1/2"	13"	N/A	CHROME	590 \$	PC1141413-114
	1-1/4"	1-1/4"	N/A	16"	6-1/2"	35-1/2"	13"	N/A	POWDERCOAT	550 \$	PP1141613-114
	1-1/4"	1-1/4"	N/A	16"	6-1/2"	35-1/2"	13"	N/A	CHROME	590 \$	PC1141613-114



1-1/4" TUBE PRÉCISION

ANNÉE

2015

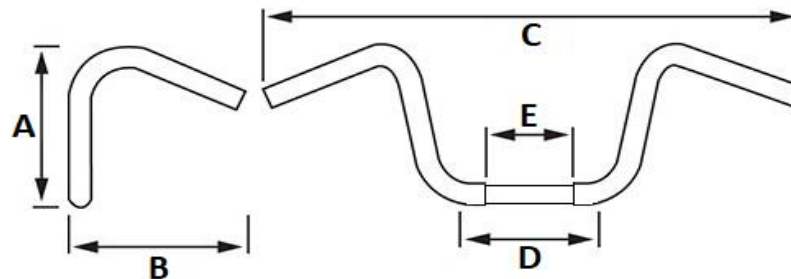
MODÈLE DE MOTO	TUBE	RISER	EMB.	A	B	C	D	E	REVETEMENT	DÉTAIL	NO.ARTICLE
XL883L/XL1200CB/XL1200CP/ XL1200V/XL1200C/XL1200CA/ XL1200CP/XL1200X/FLHR/FLHRC/ FXDB/FLD/FXDL/FLRT/FLSTC/ FLSTN/FLS/XL883N/XL883R/ XL1200T	1-1/4"	1"	N/A	12"	6-1/2"	34"	11-1/2"	5-1/2"	POWDERCOAT	550 \$	PP1141211-001
	1-1/4"	1"	N/A	12"	6-1/2"	34"	11-1/2"	5-1/2"	CHROME	590 \$	PC1141211-001
	1-1/4"	1"	N/A	14"	6-1/2"	34"	11-1/2"	5-1/2"	POWDERCOAT	550 \$	PP1141411-001
	1-1/4"	1"	N/A	14"	6-1/2"	34"	11-1/2"	5-1/2"	CHROME	590 \$	PC1141411-001
	1-1/4"	1"	N/A	16"	6-1/2"	34"	11-1/2"	5-1/2"	POWDERCOAT	550 \$	PP1141611-001
	1-1/4"	1"	N/A	16"	6-1/2"	34"	11-1/2"	5-1/2"	CHROME	590 \$	PC1141611-001
FXST	1-1/4"	1"	N/A	12"	6-1/2"	35-1/2"	13"	5-1/2"	POWDERCOAT	550 \$	PP1141213-001
	1-1/4"	1"	N/A	12"	6-1/2"	35-1/2"	13"	5-1/2"	CHROME	590 \$	PC1141213-001
	1-1/4"	1"	N/A	14"	6-1/2"	35-1/2"	13"	5-1/2"	POWDERCOAT	550 \$	PP1141413-001
	1-1/4"	1"	N/A	14"	6-1/2"	35-1/2"	13"	5-1/2"	CHROME	590 \$	PC1141413-001
	1-1/4"	1"	N/A	16"	6-1/2"	35-1/2"	13"	5-1/2"	POWDERCOAT	550 \$	PP1141613-001
	1-1/4"	1"	N/A	16"	6-1/2"	35-1/2"	13"	5-1/2"	CHROME	590 \$	PC1141613-001
FLHX/FLHXS/FLHXSE CVO/FLHTK/FLHTKL/FLHTKSE/ FLHTCU/FLHTCUL/FLHTCUTG	1-1/4"	1"	N/A	10"	6-1/2"	36-1/2"	17"	5-1/2"	POWDERCOAT	550 \$	PP11410FL-001
	1-1/4"	1"	N/A	10"	6-1/2"	36-1/2"	17"	5-1/2"	CHROME	590 \$	PC11410FL-001
	1-1/4"	1"	N/A	12"	6-1/2"	36-1/2"	17"	5-1/2"	POWDERCOAT	550 \$	PP11412FL-001
	1-1/4"	1"	N/A	12"	6-1/2"	36-1/2"	17"	5-1/2"	CHROME	590 \$	PC11412FL-001
	1-1/4"	1"	N/A	14"	6-1/2"	36-1/2"	17"	5-1/2"	POWDERCOAT	550 \$	PP11414FL-001
	1-1/4"	1"	N/A	14"	6-1/2"	36-1/2"	17"	5-1/2"	CHROME	590 \$	PC11414FL-001
FXDBP/FXDBB/FLSTNSE CVO/FLSTF/FLSTFB	1-1/4"	1-1/4"	N/A	12"	6-1/2"	34"	11-1/2"	N/A	POWDERCOAT	550 \$	PP1141211-114
	1-1/4"	1-1/4"	N/A	12"	6-1/2"	34"	11-1/2"	N/A	CHROME	590 \$	PC1141211-114
	1-1/4"	1-1/4"	N/A	14"	6-1/2"	34"	11-1/2"	N/A	POWDERCOAT	550 \$	PP1141411-114
	1-1/4"	1-1/4"	N/A	14"	6-1/2"	34"	11-1/2"	N/A	CHROME	590 \$	PC1141411-114
	1-1/4"	1-1/4"	N/A	16"	6-1/2"	34"	11-1/2"	N/A	POWDERCOAT	550 \$	PP1141611-114
	1-1/4"	1-1/4"	N/A	16"	6-1/2"	34"	11-1/2"	N/A	CHROME	590 \$	PC1141611-114
FXDWG/FXDF/FXSB	1-1/4"	1-1/4"	N/A	12"	6-1/2"	35-1/2"	13"	N/A	POWDERCOAT	550 \$	PP1141213-114
	1-1/4"	1-1/4"	N/A	12"	6-1/2"	35-1/2"	13"	N/A	CHROME	590 \$	PC1141213-114
	1-1/4"	1-1/4"	N/A	14"	6-1/2"	35-1/2"	13"	N/A	POWDERCOAT	550 \$	PP1141413-114
	1-1/4"	1-1/4"	N/A	14"	6-1/2"	35-1/2"	13"	N/A	CHROME	590 \$	PC1141413-114
	1-1/4"	1-1/4"	N/A	16"	6-1/2"	35-1/2"	13"	N/A	POWDERCOAT	550 \$	PP1141613-114
	1-1/4"	1-1/4"	N/A	16"	6-1/2"	35-1/2"	13"	N/A	CHROME	590 \$	PC1141613-114
FLTRX/FLTRXS CVO	1-1/4"	1-1/4"	N/A	12"	6-1/2"	35-1/2"	13"	N/A	POWDERCOAT	550 \$	PP11412TR-114
	1-1/4"	1-1/4"	N/A	12"	6-1/2"	35-1/2"	13"	N/A	CHROME	590 \$	PC11412TR-114
	1-1/4"	1-1/4"	N/A	14"	6-1/2"	35-1/2"	13"	N/A	POWDERCOAT	550 \$	PP11414TR-114
	1-1/4"	1-1/4"	N/A	14"	6-1/2"	35-1/2"	13"	N/A	CHROME	590 \$	PC11414TR-114
	1-1/4"	1-1/4"	N/A	16"	6-1/2"	35-1/2"	13"	N/A	POWDERCOAT	550 \$	PP11416TR-114
	1-1/4"	1-1/4"	N/A	16"	6-1/2"	35-1/2"	13"	N/A	CHROME	590 \$	PC11416TR-114

1-1/4" TUBE PRÉCISION

ANNÉE

2016

MODÈLE DE MOTO	TUBE	RISER	EMB.	A	B	C	D	E	REVETEMENT	DÉTAIL	NO.ARTICLE
XL883L/XL883N/XL883R/XL1200CB/ XL1200CP/XL1200V/XL1200T/ XL1200C/XL1200CA/XL1200X/ FXDB/FLD/FXDL/FXDBC/FLSTC/ FLSTN/FLS/FLSS/FLHR/FLHRC/FLRT	1-1/4"	1"	N/A	12"	6-1/2"	34"	11-1/2"	5-1/2"	POWDERCOAT	550 \$	PP1141211-001
	1-1/4"	1"	N/A	12"	6-1/2"	34"	11-1/2"	5-1/2"	CHROME	590 \$	PC1141211-001
	1-1/4"	1"	N/A	14"	6-1/2"	34"	11-1/2"	5-1/2"	POWDERCOAT	550 \$	PP1141411-001
	1-1/4"	1"	N/A	14"	6-1/2"	34"	11-1/2"	5-1/2"	CHROME	590 \$	PC1141411-001
	1-1/4"	1"	N/A	16"	6-1/2"	34"	11-1/2"	5-1/2"	POWDERCOAT	550 \$	PP1141611-001
	1-1/4"	1"	N/A	16"	6-1/2"	34"	11-1/2"	5-1/2"	CHROME	590 \$	PC1141611-001
FLHX/FLHXS/FLHTKL/FLHTK/ FLHTKSE/FLHTCU/FLHTCUL/ FLHTCUTG	1-1/4"	1"	N/A	10"	6-1/2"	36-1/2"	17"	5-1/2"	POWDERCOAT	550 \$	PP11410FL-001
	1-1/4"	1"	N/A	10"	6-1/2"	36-1/2"	17"	5-1/2"	CHROME	590 \$	PC11410FL-001
	1-1/4"	1"	N/A	12"	6-1/2"	36-1/2"	17"	5-1/2"	POWDERCOAT	550 \$	PP11412FL-001
	1-1/4"	1"	N/A	12"	6-1/2"	36-1/2"	17"	5-1/2"	CHROME	590 \$	PC11412FL-001
	1-1/4"	1"	N/A	14"	6-1/2"	36-1/2"	17"	5-1/2"	POWDERCOAT	550 \$	PP11414FL-001
	1-1/4"	1"	N/A	14"	6-1/2"	36-1/2"	17"	5-1/2"	CHROME	590 \$	PC11414FL-001
FXBP/FLSTF/FLSTFB/FLSTFBS	1-1/4"	1-1/4"	N/A	12"	6-1/2"	34"	11-1/2"	N/A	POWDERCOAT	550 \$	PP1141211-114
	1-1/4"	1-1/4"	N/A	12"	6-1/2"	34"	11-1/2"	N/A	CHROME	590 \$	PC1141211-114
	1-1/4"	1-1/4"	N/A	14"	6-1/2"	34"	11-1/2"	N/A	POWDERCOAT	550 \$	PP1141411-114
	1-1/4"	1-1/4"	N/A	14"	6-1/2"	34"	11-1/2"	N/A	CHROME	590 \$	PC1141411-114
	1-1/4"	1-1/4"	N/A	16"	6-1/2"	34"	11-1/2"	N/A	POWDERCOAT	550 \$	PP1141611-114
	1-1/4"	1-1/4"	N/A	16"	6-1/2"	34"	11-1/2"	N/A	CHROME	590 \$	PC1141611-114
FXDWG/FXDF/FXSB	1-1/4"	1-1/4"	N/A	12"	6-1/2"	35-1/2"	13"	N/A	POWDERCOAT	550 \$	PP1141213-114
	1-1/4"	1-1/4"	N/A	12"	6-1/2"	35-1/2"	13"	N/A	CHROME	590 \$	PC1141213-114
	1-1/4"	1-1/4"	N/A	14"	6-1/2"	35-1/2"	13"	N/A	POWDERCOAT	550 \$	PP1141413-114
	1-1/4"	1-1/4"	N/A	14"	6-1/2"	35-1/2"	13"	N/A	CHROME	590 \$	PC1141413-114
	1-1/4"	1-1/4"	N/A	16"	6-1/2"	35-1/2"	13"	N/A	POWDERCOAT	550 \$	PP1141613-114
	1-1/4"	1-1/4"	N/A	16"	6-1/2"	35-1/2"	13"	N/A	CHROME	590 \$	PC1141613-114
FLTRX/FLTRXS/FLTRU/FLTR CVO	1-1/4"	1-1/4"	N/A	12"	6-1/2"	35-1/2"	13"	N/A	POWDERCOAT	550 \$	PP11412TR-114
	1-1/4"	1-1/4"	N/A	12"	6-1/2"	35-1/2"	13"	N/A	CHROME	590 \$	PC11412TR-114
	1-1/4"	1-1/4"	N/A	14"	6-1/2"	35-1/2"	13"	N/A	POWDERCOAT	550 \$	PP11414TR-114
	1-1/4"	1-1/4"	N/A	14"	6-1/2"	35-1/2"	13"	N/A	CHROME	590 \$	PC11414TR-114
	1-1/4"	1-1/4"	N/A	16"	6-1/2"	35-1/2"	13"	N/A	POWDERCOAT	550 \$	PP11416TR-114
	1-1/4"	1-1/4"	N/A	16"	6-1/2"	35-1/2"	13"	N/A	CHROME	590 \$	PC11416TR-114

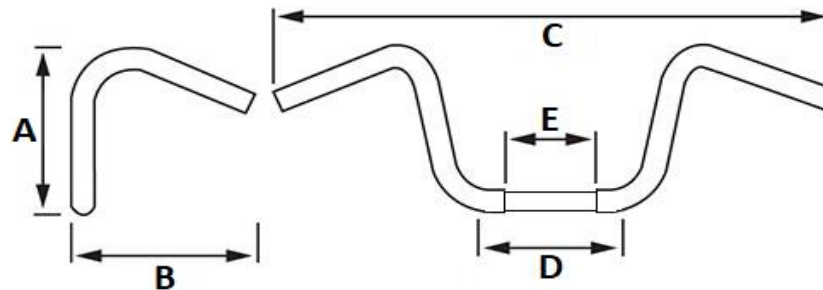


1-1/4" TUBE PRÉCISION

ANNÉE

2017

MODÈLE DE MOTO	TUBE	RISER	EMB.	A	B	C	D	E	REVETEMENT	DÉTAIL	NO.ARTICLE
XL883L/XL883N/XL1200T/ XL1200CB/XL1200C/XL1200CX/ XL1200X/FXDB/FXDL/FLSTC/ FLSTN/FLS/FLSS/FLRT	1-1/4"	1"	N/A	12"	6-1/2"	34"	11-1/2"	5-1/2"	POWDERCOAT	550 \$	PP1141211-001
	1-1/4"	1"	N/A	12"	6-1/2"	34"	11-1/2"	5-1/2"	CHROME	590 \$	PC1141211-001
	1-1/4"	1"	N/A	14"	6-1/2"	34"	11-1/2"	5-1/2"	POWDERCOAT	550 \$	PP1141411-001
	1-1/4"	1"	N/A	14"	6-1/2"	34"	11-1/2"	5-1/2"	CHROME	590 \$	PC1141411-001
	1-1/4"	1"	N/A	16"	6-1/2"	34"	11-1/2"	5-1/2"	POWDERCOAT	550 \$	PP1141611-001
	1-1/4"	1"	N/A	16"	6-1/2"	34"	11-1/2"	5-1/2"	CHROME	590 \$	PC1141611-001
FLHTCUTG/FLHXSE/ FLHTKSECVO/FLH	1-1/4"	1"	N/A	10"	6-1/2"	36-1/2"	17"	5-1/2"	POWDERCOAT	550 \$	PP11410FL-001
	1-1/4"	1"	N/A	10"	6-1/2"	36-1/2"	17"	5-1/2"	CHROME	590 \$	PC11410FL-001
	1-1/4"	1"	N/A	12"	6-1/2"	36-1/2"	17"	5-1/2"	POWDERCOAT	550 \$	PP11412FL-001
	1-1/4"	1"	N/A	12"	6-1/2"	36-1/2"	17"	5-1/2"	CHROME	590 \$	PC11412FL-001
	1-1/4"	1"	N/A	14"	6-1/2"	36-1/2"	17"	5-1/2"	POWDERCOAT	550 \$	PP11414FL-001
	1-1/4"	1"	N/A	14"	6-1/2"	36-1/2"	17"	5-1/2"	CHROME	590 \$	PC11414FL-001
FXDLS/FLSTF/FLSTFB/FLSTFBS/ CVO FXSE	1-1/4"	1-1/4"	N/A	12"	6-1/2"	34"	11-1/2"	N/A	POWDERCOAT	550 \$	PP1141211-114
	1-1/4"	1-1/4"	N/A	12"	6-1/2"	34"	11-1/2"	N/A	CHROME	590 \$	PC1141211-114
	1-1/4"	1-1/4"	N/A	14"	6-1/2"	34"	11-1/2"	N/A	POWDERCOAT	550 \$	PP1141411-114
	1-1/4"	1-1/4"	N/A	14"	6-1/2"	34"	11-1/2"	N/A	CHROME	590 \$	PC1141411-114
	1-1/4"	1-1/4"	N/A	16"	6-1/2"	34"	11-1/2"	N/A	POWDERCOAT	550 \$	PP1141611-114
	1-1/4"	1-1/4"	N/A	16"	6-1/2"	34"	11-1/2"	N/A	CHROME	590 \$	PC1141611-114
FXDWG/FXDF/FXSB	1-1/4"	1-1/4"	N/A	12"	6-1/2"	35-1/2"	13"	N/A	POWDERCOAT	550 \$	PP1141213-114
	1-1/4"	1-1/4"	N/A	12"	6-1/2"	35-1/2"	13"	N/A	CHROME	590 \$	PC1141213-114
	1-1/4"	1-1/4"	N/A	14"	6-1/2"	35-1/2"	13"	N/A	POWDERCOAT	550 \$	PP1141413-114
	1-1/4"	1-1/4"	N/A	14"	6-1/2"	35-1/2"	13"	N/A	CHROME	590 \$	PC1141413-114
	1-1/4"	1-1/4"	N/A	16"	6-1/2"	35-1/2"	13"	N/A	POWDERCOAT	550 \$	PP1141613-114
	1-1/4"	1-1/4"	N/A	16"	6-1/2"	35-1/2"	13"	N/A	CHROME	590 \$	PC1141613-114
FLTRX/FLTRXS/FLTRU/FLTR CVO	1-1/4"	1-1/4"	N/A	12"	6-1/2"	35-1/2"	13"	N/A	POWDERCOAT	550 \$	PP11412TR-114
	1-1/4"	1-1/4"	N/A	12"	6-1/2"	35-1/2"	13"	N/A	CHROME	590 \$	PC11412TR-114
	1-1/4"	1-1/4"	N/A	14"	6-1/2"	35-1/2"	13"	N/A	POWDERCOAT	550 \$	PP11414TR-114
	1-1/4"	1-1/4"	N/A	14"	6-1/2"	35-1/2"	13"	N/A	CHROME	590 \$	PC11414TR-114
	1-1/4"	1-1/4"	N/A	16"	6-1/2"	35-1/2"	13"	N/A	POWDERCOAT	550 \$	PP11416TR-114
	1-1/4"	1-1/4"	N/A	16"	6-1/2"	35-1/2"	13"	N/A	CHROME	590 \$	PC11416TR-114



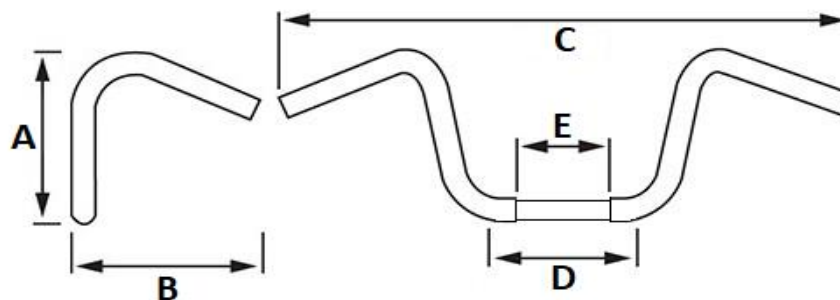
1-1/4" TUBE

PRÉCISION

ANNÉE

2018

MODÈLE DE MOTO	TUBE	RISER	EMB.	A	B	C	D	E	REVETEMENT	DÉTAIL	NO.ARTICLE
XL883N/XL1200T/XL1200C/XL1200X/XL1200CX/FLHC/FXLR/FLSL/FLDE/FXBB/FLHR/FLHCS	1-1/4"	1"	N/A	12"	6-1/2"	34"	11-1/2"	5-1/2"	POWDERCOAT	550 \$	PP1141211-001
	1-1/4"	1"	N/A	12"	6-1/2"	34"	11-1/2"	5-1/2"	CHROME	590 \$	PC1141211-001
	1-1/4"	1"	N/A	14"	6-1/2"	34"	11-1/2"	5-1/2"	POWDERCOAT	550 \$	PP1141411-001
	1-1/4"	1"	N/A	14"	6-1/2"	34"	11-1/2"	5-1/2"	CHROME	590 \$	PC1141411-001
	1-1/4"	1"	N/A	16"	6-1/2"	34"	11-1/2"	5-1/2"	POWDERCOAT	550 \$	PP1141611-001
	1-1/4"	1"	N/A	16"	6-1/2"	34"	11-1/2"	5-1/2"	CHROME	590 \$	PC1141611-001
FLHX/FLHXS/FLHTCUL/FLHTK/FLHTKL/FLHXSE CVO/FLHTKSE	1-1/4"	1"	N/A	10"	6-1/2"	36-1/2"	17"	5-1/2"	POWDERCOAT	550 \$	PP11410FL-001
	1-1/4"	1"	N/A	10"	6-1/2"	36-1/2"	17"	5-1/2"	CHROME	590 \$	PC11410FL-001
	1-1/4"	1"	N/A	12"	6-1/2"	36-1/2"	17"	5-1/2"	POWDERCOAT	550 \$	PP11412FL-001
	1-1/4"	1"	N/A	12"	6-1/2"	36-1/2"	17"	5-1/2"	CHROME	590 \$	PC11412FL-001
	1-1/4"	1"	N/A	14"	6-1/2"	36-1/2"	17"	5-1/2"	POWDERCOAT	550 \$	PP11414FL-001
	1-1/4"	1"	N/A	14"	6-1/2"	36-1/2"	17"	5-1/2"	CHROME	590 \$	PC11414FL-001
FLHRXS/FLSB	1-1/4"	1-1/4"	N/A	12"	6-1/2"	34"	11-1/2"	N/A	POWDERCOAT	550 \$	PP1141211-114
	1-1/4"	1-1/4"	N/A	12"	6-1/2"	34"	11-1/2"	N/A	CHROME	590 \$	PC1141211-114
	1-1/4"	1-1/4"	N/A	14"	6-1/2"	34"	11-1/2"	N/A	POWDERCOAT	550 \$	PP1141411-114
	1-1/4"	1-1/4"	N/A	14"	6-1/2"	34"	11-1/2"	N/A	CHROME	590 \$	PC1141411-114
	1-1/4"	1-1/4"	N/A	16"	6-1/2"	34"	11-1/2"	N/A	POWDERCOAT	550 \$	PP1141611-114
	1-1/4"	1-1/4"	N/A	16"	6-1/2"	34"	11-1/2"	N/A	CHROME	590 \$	PC1141611-114
FLFB/FXBR/FXBRS	1-1/4"	1-1/4"	N/A	12"	6-1/2"	35-1/2"	13"	N/A	POWDERCOAT	550 \$	PP1141213-114
	1-1/4"	1-1/4"	N/A	12"	6-1/2"	35-1/2"	13"	N/A	CHROME	590 \$	PC1141213-114
	1-1/4"	1-1/4"	N/A	14"	6-1/2"	35-1/2"	13"	N/A	POWDERCOAT	550 \$	PP1141413-114
	1-1/4"	1-1/4"	N/A	14"	6-1/2"	35-1/2"	13"	N/A	CHROME	590 \$	PC1141413-114
	1-1/4"	1-1/4"	N/A	16"	6-1/2"	35-1/2"	13"	N/A	POWDERCOAT	550 \$	PP1141613-114
	1-1/4"	1-1/4"	N/A	16"	6-1/2"	35-1/2"	13"	N/A	CHROME	590 \$	PC1141613-114
FLTR/FLTRXS/FLTRU	1-1/4"	1-1/4"	N/A	12"	6-1/2"	35-1/2"	13"	N/A	POWDERCOAT	550 \$	PP11412TR-114
	1-1/4"	1-1/4"	N/A	12"	6-1/2"	35-1/2"	13"	N/A	CHROME	590 \$	PC11412TR-114
	1-1/4"	1-1/4"	N/A	14"	6-1/2"	35-1/2"	13"	N/A	POWDERCOAT	550 \$	PP11414TR-114
	1-1/4"	1-1/4"	N/A	14"	6-1/2"	35-1/2"	13"	N/A	CHROME	590 \$	PC11414TR-114
	1-1/4"	1-1/4"	N/A	16"	6-1/2"	35-1/2"	13"	N/A	POWDERCOAT	550 \$	PP11416TR-114
	1-1/4"	1-1/4"	N/A	16"	6-1/2"	35-1/2"	13"	N/A	CHROME	590 \$	PC11416TR-114



1-1/4" TUBE

PRÉCISION

ANNÉE

2019

MODÈLE DE MOTO	TUBE	RISER	EMB.	A	B	C	D	E	REVETEMENT	DÉTAIL	NO.ARTICLE
XL883N/XL1200T/XL1200C/XL1200X/XL1200XS/XL1200NS/XL1200R/FXBB/FXLR/FLSL/FLHC/FLHR/FLRT	1-1/4"	1"	N/A	12"	6-1/2"	34"	11-1/2"	5-1/2"	POWDERCOAT	550 \$	PP1141211-001
	1-1/4"	1"	N/A	12"	6-1/2"	34"	11-1/2"	5-1/2"	CHROME	590 \$	PC1141211-001
	1-1/4"	1"	N/A	14"	6-1/2"	34"	11-1/2"	5-1/2"	POWDERCOAT	550 \$	PP1141411-001
	1-1/4"	1"	N/A	14"	6-1/2"	34"	11-1/2"	5-1/2"	CHROME	590 \$	PC1141411-001
	1-1/4"	1"	N/A	16"	6-1/2"	34"	11-1/2"	5-1/2"	POWDERCOAT	550 \$	PP1141611-001
	1-1/4"	1"	N/A	16"	6-1/2"	34"	11-1/2"	5-1/2"	CHROME	590 \$	PC1141611-001
FLHX/FLHXSE/FLHTCU/FLHTK/FLHTKL/FLHTKSE/FLHXS/FLHTCUTG	1-1/4"	1"	N/A	10"	6-1/2"	36-1/2"	17"	5-1/2"	POWDERCOAT	550 \$	PP11410FL-001
	1-1/4"	1"	N/A	10"	6-1/2"	36-1/2"	17"	5-1/2"	CHROME	590 \$	PC11410FL-001
	1-1/4"	1"	N/A	12"	6-1/2"	36-1/2"	17"	5-1/2"	POWDERCOAT	550 \$	PP11412FL-001
	1-1/4"	1"	N/A	12"	6-1/2"	36-1/2"	17"	5-1/2"	CHROME	590 \$	PC11412FL-001
	1-1/4"	1"	N/A	14"	6-1/2"	36-1/2"	17"	5-1/2"	POWDERCOAT	550 \$	PP11414FL-001
	1-1/4"	1"	N/A	14"	6-1/2"	36-1/2"	17"	5-1/2"	CHROME	590 \$	PC11414FL-001
FLHRXS/FLSB	1-1/4"	1-1/4"	N/A	12"	6-1/2"	34"	11-1/2"	N/A	POWDERCOAT	550 \$	PP1141211-114
	1-1/4"	1-1/4"	N/A	12"	6-1/2"	34"	11-1/2"	N/A	CHROME	590 \$	PC1141211-114
	1-1/4"	1-1/4"	N/A	14"	6-1/2"	34"	11-1/2"	N/A	POWDERCOAT	550 \$	PP1141411-114
	1-1/4"	1-1/4"	N/A	14"	6-1/2"	34"	11-1/2"	N/A	CHROME	590 \$	PC1141411-114
	1-1/4"	1-1/4"	N/A	16"	6-1/2"	34"	11-1/2"	N/A	POWDERCOAT	550 \$	PP1141611-114
	1-1/4"	1-1/4"	N/A	16"	6-1/2"	34"	11-1/2"	N/A	CHROME	590 \$	PC1141611-114
FLFB/FXBR/FXBRS	1-1/4"	1-1/4"	N/A	12"	6-1/2"	35-1/2"	13"	N/A	POWDERCOAT	550 \$	PP1141213-114
	1-1/4"	1-1/4"	N/A	12"	6-1/2"	35-1/2"	13"	N/A	CHROME	590 \$	PC1141213-114
	1-1/4"	1-1/4"	N/A	14"	6-1/2"	35-1/2"	13"	N/A	POWDERCOAT	550 \$	PP1141413-114
	1-1/4"	1-1/4"	N/A	14"	6-1/2"	35-1/2"	13"	N/A	CHROME	590 \$	PC1141413-114
	1-1/4"	1-1/4"	N/A	16"	6-1/2"	35-1/2"	13"	N/A	POWDERCOAT	550 \$	PP1141613-114
	1-1/4"	1-1/4"	N/A	16"	6-1/2"	35-1/2"	13"	N/A	CHROME	590 \$	PC1141613-114
FLTR/FLTRXS/FLTRU/FLTRSE	1-1/4"	1-1/4"	N/A	12"	6-1/2"	35-1/2"	13"	N/A	POWDERCOAT	550 \$	PP11412TR-114
	1-1/4"	1-1/4"	N/A	12"	6-1/2"	35-1/2"	13"	N/A	CHROME	590 \$	PC11412TR-114
	1-1/4"	1-1/4"	N/A	14"	6-1/2"	35-1/2"	13"	N/A	POWDERCOAT	550 \$	PP11414TR-114
	1-1/4"	1-1/4"	N/A	14"	6-1/2"	35-1/2"	13"	N/A	CHROME	590 \$	PC11414TR-114
	1-1/4"	1-1/4"	N/A	16"	6-1/2"	35-1/2"	13"	N/A	POWDERCOAT	550 \$	PP11416TR-114
	1-1/4"	1-1/4"	N/A	16"	6-1/2"	35-1/2"	13"	N/A	CHROME	590 \$	PC11416TR-114

